



The power in cable management

Trinity Touch Pvt.Ltd.
www.trinitytouch.com

Corporate Office

Delhi
D-10, Defence Colony
New Delhi - 110024 INDIA
Tel: +91.11.30895900
Fax: +91.11.30895998
E-mail: postmaster@trinitytouch.com

Warehouses

Haryana
Prithla-Dudhola Road, Dudhola
Distt. Palwal - 121102
Haryana INDIA
Tel: +91.11.30895940
E-mail: sales@trinitytouch.com

Gujarat

4 Karna Shopping Centre Near Bajaj
Showroom Jashoda Nagar, Vatawa Road,
Ahmedabad - 382445 Gujarat INDIA
Email : gujaratsales@trinitytouch.com

Maharashtra

Balaji Complex, opposite Jambulkar Health Club,
Survey No 40/1, Hulawale-Wasti Road,
Hinjewadi, Pune - 411057 Maharashtra INDIA
Email : maharashtrasales@trinitytouch.com

 For further enquiry
Call us at:
1800 2000 140

Flexible Conduits





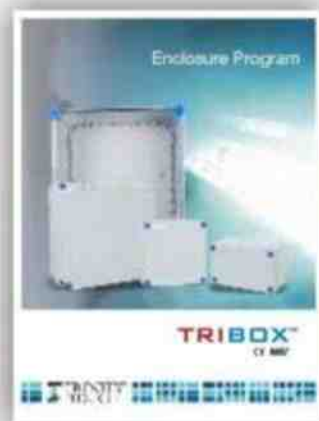




Flexible Conduits

The power in cable management

Flexible conduit is commonly used for the protection and containment of vulnerable electrical cables, wiring and fibre optics. It is an extremely effective form of cable management, available in a variety of systems, which can cope with a diverse range of environmental factors and operating conditions.

Other Product Programs





Contents

Flexible Conduits & Accessories

Metallic conduit and fittings	2-13
Metallic conduit application guide	2-3
FU/SSU - flexible steel conduit & fittings	4-5
FSU/FNU - flexible coated steel conduit & fittings	6-7
LFHU - flexible coated steel conduit & fittings	8-9
FSB - flexible coated steel conduit with overbraid & fittings	10
FB - flexible steel conduit with overbraid & fittings	11
LTP/LTPHC/LTPUL - liquid tight flexible coated conduit & fittings	12-13
Non-Metallic conduit and fittings	14-27
Non-Metallic conduit application guide	14-15
FPAS/FPAL - standard & lightweight nylon flexible conduit	16
FPR/FPAH/FPI/FPIH - standard & heavyweight nylon flexible conduit	16-17
FPY/FPADS/FPP - polypropylene, nylon & slit flexible conduit	18
Flexilok fittings	19
FPA & FPAX T pieces	20-27
Accessories	28-29
Convertors, Tools, Locknuts, Sealing washers, Fixing clips, Couplers	
Technical Data	30-37
Resistance to chemicals - metallic	30-31
Resistance to chemicals - non-metallic	32-33
IP rating	34
LFH performance	35
Thread data	36
Quality approvals	37
Article Numbers	38-47

Metallic conduit application guide

conduit system	IP rating available	compressive strength kg/100mm 25mm size	pull-off strength kg 25mm size	minimum bend radius 25mm size	colours
FU galvanised steel	IP40	350	120	45	zinc
SSU stainless steel, grade 316	IP40	400	170	45	stainless steel
FSU galvanised steel, pvc coated	IP54, IP65	350	120	45	black, grey, orange
FNU galvanised steel, nylon coated	IP54, IP65	350	120	45	black
LFHU galvanised steel, LFH coated	IP54, IP65	350	120	45	black
LTP galv steel, pvc coated, liquid tight	IP68	400	130	65	black, grey, orange
LTPHC galv steel, thermoplastic rubber, liquid tight	IP68	400	130	65	black
LTPUL galv steel, pvc coated, liquid tight	IP68	500	160	90	black
LTPSS stainless steel, pvc coated, liquid tight	IP68	400	130	65	black
FLP galvanised steel, pvc coated, pliable	IP67	400	50	35	black
LFHP galvanised steel, LFH coated, pliable	IP67	400	50	35	black
FL galvanised steel, pliable	IP40	400	30	35	zinc
FSB galv steel, pvc, galv steel overbraid	IP54, IP65	350	120, 300	45	zinc
LFHUBRD galv steel, LFH coated, SS316 overbraid	IP54, IP65	350	120, 300	45	stainless steel
FB galvanised steel, galv steel overbraid	IP40	350	120	45	zinc
FUSSB galvanised steel, SS316 overbraid	IP40	400	170	45	stainless steel
LTPBRD galv steel, rubber coated, SS316 overbraid	IP68	400	350	45	stainless steel
FPRSS PA6 corrugated, SS316 overbraid	IP67	75	100	45	stainless steel
FPRTC PA6 corrugated, tinned copper overbraid	IP67	75	75	45	Sn
FPISS PA12 corrugated, SS316 overbraid	IP67	45	100	45	stainless steel
FPIHSS PA12 corrugated, SS316 overbraid	IP67	60	100	45	stainless steel

Metallic conduit and fittings

high fatigue life	temperature range	flexible	pliable	low fire hazard	halogen free	self extinguishing	EMC screening @ 1MHz	high abrasion resistance	high UV resistance
	-100°C to +300°C	●		●	●	●		●	
	-100°C to +400°C	●		●	●	●		●	●
●	-15°C to +70°C	●				●			
	-40°C to +120°C	●			●	●		●	
	-25°C to +90°C	●		●	●	●			
	-20°C to +105°C	●				●		●	
	-45°C to +135°C	●			●	●		●	●
	-15°C to +75°C	●				●		●	●
	-20°C to +105°C	●				●		●	●
	-15°C to +70°C		●			●	74dB		
	-25°C to +90°C		●	●	●	●	74dB		
	-40°C to +120°C		●	●	●	●	74dB		
	-15°C to +70°C	●				●	55dB	●	
	-25°C to +90°C	●		●	●	●	49dB	●	
	-100°C to +300°C	●		●	●	●	55dB	●	
	-100°C to +300°C	●		●	●	●	49dB	●	
	-45°C to +135°C	●			●	●	49dB	●	●
	-40°C to +120°C	●		●	●	●	49dB	●	●
●	-50°C to +110°C	●			●	●	49dB	●	●
●	-50°C to +110°C	●			●	●	49dB	●	●

Flexible Conduits & Accessories

Metallic Conduit and fittings

galvanised steel



Type FU

Construction: Galvanised steel, helically wound, flexible conduit. Colour zinc, self colour.

Typical Applications: Underfloor wiring in office blocks.

Type SSU

Construction: Stainless steel (grade 316), helically wound, flexible conduit. Colour stainless steel, self colour.

Typical Applications: Instrumentation and security.

Conduit

- High mechanical strength
- Highly flexible
- Inherently Low Fire Hazard (LFH)
- Temperature range -50°C to +300°C
- IP rating: IP40
- SSU version offers corrosion resistance
- Nickel plated brass fittings
- Stainless steel (316) fittings

Fittings

Type M

fixed external thread nickel plated brass

Two part fitting comprising shell and body with external thread. This fitting can be inserted into a knockout and secured with a locknut.

Type M-SS

fixed external thread stainless steel

Two part fitting comprising shell and body with external thread. This fitting can be inserted into a knockout and secured with a locknut.

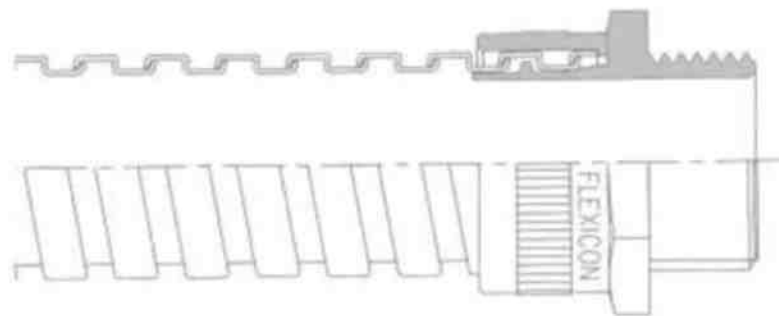
Type S

swivel external thread nickel plated brass

Two part fitting comprising shell and body. The external thread swivels about the main body. Can be used with threaded entries, or knockout secured with a locknut.




normal size (mm)	FU			SSU			M			M-SS			S					
	part number	reel length (m)	weight (kg)	part number	reel length (m)	weight (kg)	metric thread	part number	PG thread	part number	metric thread	part number	PG thread	part number	metric thread	part number	PG thread	part number
10	FU10	25, 50		SSU10	25	9.0	6.8	25	M12	FU10-M12-M	PG7	FU10-PG7-M	M12	SSU10-M12-M	M12	FU10-M12-S	PG7	FU10-PG7-S
12	FU12	25, 50		SSU12	25	13.0	10.2	30	M16	FU12-M16-M	PG9	FU12-PG9-M	M16	SSU12-M16-M	M16	FU12-M16-S	PG9	FU12-PG9-S
16	FU16	10, 25, 50		SSU16	25	16.0	13.0	40	M16	FU16-M16-M	PG11	FU16-PG11-M	M16	SSU16-M16-M	M16	FU16-M16-S	PG11	FU16-PG11-S
18									M20	FU16-M20-M			M20	SSU16-M16-M	M20	FU16-M20-S		
20	FU20	10, 25, 50		SSU20	25	20.5	16.9	45	M20	FU20-M20-M	PG16	FU20-PG16-M	M20	SSU20-M20-M	M20	FU20-M20-S	PG16	FU20-PG16-S
25	FU25	10, 25, 50		SSU25	25	25.0	21.1	55	M25	FU25-M25-M	PG21	FU25-PG21-M	M25	SSU25-M25-M	M25	FU25-M25-S	PG21	FU25-PG21-S
32	FU32	10, 25		SSU32	25	32.0	28.1	70	M32	FU32-M32-M	PG29	FU32-PG29-M	M32	SSU32-M32-M	M32	FU32-M32-S	PG29	FU32-PG29-S
40	FU40	10, 25		SSU40*	10	42.5	37.6	80	M40	FU40-M40-M	PG36	FU40-PG36-M	M40	SSU40-M40-M*	M40	FU40-M40-S	PG36	FU40-PG36-S
50	FU50	10, 25		SSU50*	10	53.0	48.4	90	M50	FU50-M50-M	PG48	FU50-PG48-M	M50	SSU50-M50-M*	M50	FU50-M50-S	PG48	FU50-PG48-S
63	FU63	10				62.5	57.5	115	M63	FU63-M63-M			M63	SSU63-M63-M	M63	FU63-M63-S		
75	FU75	10				77.0	70.0	150	M75	FU75-M75-M			M75	SSU75-M75-M	M75	FU75-M75-S		



IEC EN 61386



Flexible Conduits & Accessories



Typical applications for type FU conduit and fittings include underfloor cabling in commercial buildings.

Fittings

Type P

plain hole connector nickel plated brass

Two part fitting comprising shell and body without thread. The body is fitted through the opposite side of the entry to the conduit and acts as a locking device also providing a smooth entry bush.

Type F

fixed internal thread nickel plated brass

Two part fitting comprising shell and body with internal thread which can be used to couple two pieces of conduit together when used with a swivel fitting.

Type FCC

plated steel P clip with pvc liner stainless steel P clips

Type 90° elbow

internal and external threaded nickel plated brass elbow

locknuts

plated steel nickel plated brass and stainless steel



hole size	P		F		FCC		90° elbow		locknuts				
	part number	weight (kg)	metric thread	part number	plated steel part number	stainless steel part number	metric thread	part number	metric thread	steel part number	brass part number	stainless steel part number	
9	FU10-P				FCC10	FCC10-SS*	PG7	BM90-PG7	M12	S-M12	B-M12	10	
12	FU12-P				FCC12	FCC12-SS*	M16	BM90-16M	M16	S-M16	B-M16	12	
16	FU16-P				FCC16	FCC16-SS	M16	BM90-16M	M16	S-M16	B-M16	16	
20	FU20-P		M20	FU16-M20-F	FCC16	FCC16-SS	M20	BM90-20M	M20	S-M20	B-M20	SS-M20	16
25	FU25-P		M20	FU20-M20-F	FCC20	FCC20-SS	M20	BM90-20M	M20	S-M20	B-M20	SS-M20	20
32	FU32-P		M25	FU25-M25-F	FCC25	FCC25-SS	M25	BM90-25M	M25	S-M25	B-M25	SS-M25	25
40	FU40-P		M32	FU32-M32-F	FCC32	FCC32-SS	M32	BM90-32M	M32	S-M32	B-M32	SS-M32	32
50	FU50-P		M40	FU40-M40-F	FCC40	FCC40-SS*	M40	BM90-40M	M40	S-M40	B-M40	SS-M40*	40
63	FU63-P		M50	FU50-M50-F	FCC50	FCC50-SS*	M50	BM90-50M	M50	S-M50	B-M50	SS-M50*	50
75	FU75-P				FCC63		M63	S-M63	B-M63			63	
					FCC75				B-M75			75	

ordering notes

- Add reel length eg: FU20-25M
- Available on request:
 - longer lengths and bulk packaging
 - cut lengths and assemblies
 - alternative threads
 - stainless steel swivel fittings

* indicates parts made to order on request and may subject to lead time



Metallic Conduit and fittings

galvanised steel pvc or nylon coated



Type FSU

Construction: Galvanised steel, helically wound, flexible steel conduit with pvc coating. Colour black. Grey or orange on request.
Typical Applications: General factory wiring and connections to machines.

Conduit

- High mechanical strength
- Highly flexible
- IP rating: IP54 with standard fittings, IP65 with type C compression fittings
- Temperature range FSU -15°C to +70°C FNU -40°C to +120°C
- FNU offers high abrasion resistance and solvent resistance
- Low Fire Hazard version available
- Nickel plated brass fittings

Type FNU

Construction: Galvanised steel, helically wound, flexible steel conduit with thermoplastic coating. Colour black.
Typical Applications: Demanding applications requiring higher temperatures or solvent and abrasion resistance.

Fittings

Type M

fixed external thread nickel plated brass
 Two part fitting comprising shell and body with external thread. This fitting can be inserted into a knockout and secured with a locknut.

Type S

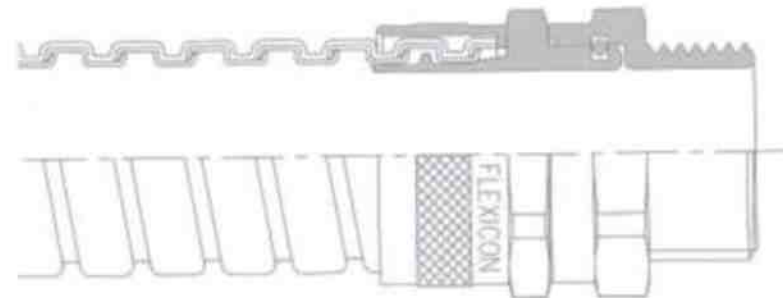
swivel external thread nickel plated brass
 Two part fitting comprising shell and body. The external thread swivels about the main body. Can be used with threaded entries, or knockout secured with a locknut.

Type P

plain hole connector nickel plated brass
 Two part fitting comprising shell and body without thread. The body is fitted through the entry to the conduit and acts as a locking device also providing a smooth entry bush.



Nominal size (mm)	FSU			FNU			Metric thread			PG thread			hole size	
	part number	reel length (m)	nominal size (mm)	part number	reel length (m)	nominal size (mm)	part number	PG thread	part number	metric thread	part number	PG thread	part number	hole size
10	FSU10B	25, 50	10.0	FNU10B	25	10.0	M12 FSU10-M12-M	PG7 FSU10-PG7-M	M12 FSU10-M12-S	PG7 FSU10-PG7-S	9	FSU10-P		
12	FSU12B	25, 50	14.0			14.0	M16 FSU12-M16-M	PG9 FSU12-PG9-M	M16 FSU12-M16-S	PG9 FSU12-PG9-S	12	FSU12-P		
16	FSU16B	10, 25, 50	17.0			17.0	M16 FSU16-M16-M	PG11 FSU16-PG11-M	M16 FSU16-M16-S	PG11 FSU16-PG11-S	16	FSU16-P		
20	FSU20B	10, 25, 50	21.5			21.5	M20 FSU16-M20-M		M20 FSU16-M20-S					
25	FSU25B	10, 25, 50	26.0			26.0	M20 FSU20-M20-M	PG16 FSU20-PG16-M	M20 FSU20-M20-S	PG16 FSU20-PG16-S	20	FSU20-P		
32	FSU32B	10, 25	34.0			34.0	M25 FSU25-M25-M	PG21 FSU25-PG21-M	M25 FSU25-M25-S	PG21 FSU25-PG21-S	25	FSU25-P		
40	FSU40B	10, 25	44.5			44.5	M32 FSU32-M32-M	PG29 FSU32-PG29-M	M32 FSU32-M32-S	PG29 FSU32-PG29-S	32	FSU32-P		
50	FSU50B	10, 25	55.0			55.0	M40 FSU40-M40-M	PG36 FSU40-PG36-M	M40 FSU40-M40-S	PG36 FSU40-PG36-S	40	FSU40-P		
63	FSU63B	10	64.5			64.5	M50 FSU50-M50-M	PG42 FSU50-PG42-M	M50 FSU50-M50-S	PG42 FSU50-PG42-S	51	FSU50-P		
75	FSU75B	10	79.0			79.0	M63 FSU63-M63-M		M63 FSU63-M63-S		61	FSU63-P		
							M75 FSU75-M75-M				75	FSU75-P		



IEC EN 61386 CE RoHS



Typical applications for type FSU conduit and fittings include general factory wiring.

Fittings

Type F

fixed internal thread nickel plated brass
 Two part fitting comprising shell and body with internal thread which can be used to couple two pieces of conduit together when used with a swivel fitting.

Type C

external thread nickel plated brass
 Multipart compression fitting including elastomeric seal. Can be used for knockouts or threaded entries as fitting rotates until tightened.

Type C90

external thread elbow nickel plated brass
 Multipart 90° compression fitting including elastomeric seal.

Type E

insert to cap end of conduit nickel plated brass
 Single part, machined insert to cap end of conduit.

Clips

Type FCC

plated steel P clip with pvc liner



metric thread	part number	metric thread	part number	metric thread	part number	part number	part number	nominal size (mm)
		M12 FSU10-M12-C				FSU10-E	FCC10	10
		M16 FSU12-M16-C				FSU12-E	FCC12	12
		M16 FSU16-M16-C		M16 FSU12-M16-C90		FSU16-E	FCC16	16
M20 FSU16-M20-F		M20 FSU16-M20-C		M20 FSU16-M20-C90		FSU16-E	FCC16	16
M20 FSU20-M20-F		M20 FSU20-M20-C		M20 FSU20-M20-C90		FSU20-E	FCC20	20
M25 FSU25-M25-F		M25 FSU25-M25-C		M25 FSU25-M25-C90		FSU25-E	FCC25	25
M32 FSU32-M32-F		M32 FSU32-M32-C		M32 FSU32-M32-C90		FSU32-E	FCC32	32
		M40 FSU40-M40-C				FSU40-E	FCC40	40
		M50 FSU50-M50-C				FSU50-E	FCC50	50
							FCC63	63
							FCC75	75

ordering notes

- Add reel length eg: FSU20B-25M
- FSU fittings used for FNU conduit
- Available on request:**
 - longer lengths and bulk packaging
 - cut lengths and assemblies
 - other colours
 - stainless steel fittings (grade 316)
 - alternative threads



Metallic Conduit and fittings

galvanised steel LFH coated



Type LFHU

Construction: Galvanised steel, helically wound, flexible steel conduit with Low Fire Hazard (LFH) coating. Colour black.

Typical Applications: Public and commercial buildings and tunnels.

Conduit

- High mechanical strength
- Highly flexible
- IP rating: IP54 with standard fittings, IP65 with type C compression fittings
- Extra low Fire Hazard (LFH) see page 35
- UL 94 V0
- Halogen, sulphur and phosphorus free
- Temperature range -25°C to +80°C
- Nickel plated brass fittings



Fittings

Type **M** IP54

fixed external thread nickel plated brass

Two part fitting comprising shell and body with external thread. This fitting can be inserted into a knockout and secured with a locknut.

Type **S** IP54

swivel external thread nickel plated brass

Two part fitting comprising shell and body. The external thread swivels about the main body. Can be used with threaded entries, or knockout secured with a locknut.

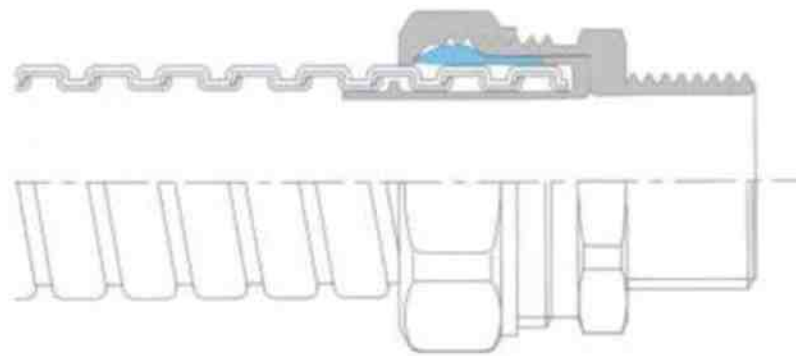
Type **P** IP54

plain hole connector nickel plated brass

Two part fitting comprising shell and body without thread. The body is fitted through the opposite side of the entry to the conduit and acts as a locking device also providing a smooth entry bush.



Nominal size (mm)	LFHU					Type M			Type S			Type P			
	part number	reel length (m)	outside dia (mm)	inside dia (mm)	min inside bend radius (mm)	metric thread	part number	PG thread	part number	metric thread	part number	PG thread	part number	hole size	part number
12	LFHU12B	25	14.0	10.2	30	M16 FSU12-M16-M	PG9 FSU12-PG9-M	M16 FSU12-M16-S	PG9 FSU12-PG9-S	12 FSU12-P					
16	LFHU16B	25, 50	17.0	13.0	40	M16 FSU16-M16-M	PG11 FSU16-PG11-M	M16 FSU16-M16-S	PG11 FSU16-PG11-S	16 FSU16-P					
20	LFHU20B	25, 50	21.5	16.9	45	M20 FSU16-M20-M	M20 FSU16-M20-S	M20 FSU20-M20-M	PG15 FSU20-PG15-M	M20 FSU20-M20-S	PG16 FSU20-PG16-S	20 FSU20-P			
25	LFHU25B	25	26.0	21.1	55	M25 FSU25-M25-M	PG21 FSU25-PG21-M	M25 FSU25-M25-S	PG21 FSU25-PG21-S	25 FSU25-P					
32	LFHU32B	25	34.0	28.1	70	M32 FSU32-M32-M	PG29 FSU32-PG29-M	M32 FSU32-M32-S	PG29 FSU32-PG29-S	32 FSU32-P					
40	LFHU40B	10	44.5	37.6	80	M40 FSU40-M40-M	PG36 FSU40-PG36-M	M40 FSU40-M40-S	PG36 FSU40-PG36-S	40 FSU40-P					
50	LFHU50B	10	55.0	48.4	90	M50 FSU50-M50-M	PG42 FSU50-PG42-M	M50 FSU50-M50-S	PG42 FSU50-PG42-S	51 FSU50-P					



Fittings

Type **F** IP54

fixed internal thread nickel plated brass

Two part fitting comprising shell and body with internal thread which can be used to couple two pieces of conduit together when used with a swivel fitting.

Type **C** IP65

external thread nickel plated brass

Multipart compression fitting including elastomeric seal. Can be used for knockouts or threaded entries as fitting rotates until tightened.

Type **C90** IP65

external thread elbow nickel plated brass

Multipart 90° compression fitting including elastomeric seal.

Type **E**

insert to cap end of conduit nickel plated brass

Single part, machined insert to cap end of conduit.

Type **Locknuts**

plated steel and nickel plated brass



Type F		Type C		Type C90		Type E	Type Locknuts			
metric thread	part number	metric thread	part number	metric thread	part number	part number	metric thread	steel part number	brass part number	nominal size (mm)
		M16 FSU16-M16-C	M16 FSU16-M16-C90	FSU12-E	M16 S-M16	B-M16	12			
		M16 FSU16-M16-F	M16 FSU16-M16-C90	FSU16-E	M16 S-M16	B-M16	16			
M20 FSU16-M20-F	M20 FSU16-M20-C	M20 FSU16-M20-C90	FSU16-E	M20 S-M20	B-M20	16				
M20 FSU20-M20-F	M20 FSU20-M20-C	M20 FSU20-M20-C90	FSU20-E	M20 S-M20	B-M20	20				
M25 FSU25-M25-F	M25 FSU25-M25-C	M25 FSU25-M25-C90	FSU25-E	M25 S-M25	B-M25	25				
M32 FSU32-M32-F	M32 FSU32-M32-C	M32 FSU32-M32-C90	FSU32-E	M32 S-M32	B-M32	32				
		M40 FSU40-M40-C	FSU40-E	M40 S-M40	B-M40	40				
		M50 FSU50-M50-C	FSU50-E	M50 S-M50	B-M50	50				

ordering notes

- Add reel length eg: LFHU20B-25M
- FSU fittings used on LFHU
- Available on request:**
 - longer lengths and bulk packaging
 - cut lengths and assemblies
 - additional sizes
 - stainless steel fittings (grade 316)
 - alternative threads
 - full copies of independent test reports confirming LFH properties



Flexible Conduits & Accessories

Metallic Conduit and fittings

galvanised steel braided



Type FSB



Construction: Galvanised steel, helically wound, flexible conduit with pvc coating and galvanised steel overbraid. Colour zinc, self colour.

Typical Applications: Industrial environments where higher abrasion resistance or screening are required.

Conduit

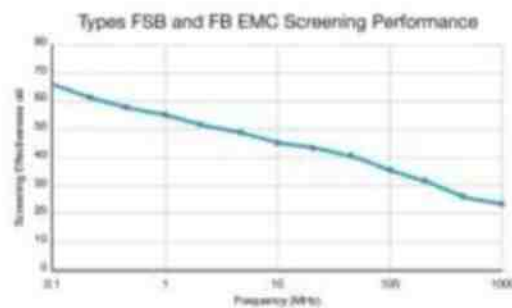
- High mechanical strength
- Highly flexible
- IP rating: IP54
- High abrasion resistance
- Resists hot metal swarf and splashes
- Provides EMC screening
- Temperature range -15°C to +70°C
- Nickel plated brass fittings

Fittings

Type M	Type S	Type P
fixed external thread nickel plated brass	swivel external thread nickel plated brass	plain hole connector nickel plated brass
Two part fitting comprising shell and body with external thread. This fitting can be inserted into a knockout and secured with a locknut.	Two part fitting comprising shell and body. The external thread swivels about the main body. Can be used with threaded entries, or knockout secured with a locknut.	Two part fitting comprising shell and body without thread. The body is fitted through the opposite side of the entry to the conduit and acts as a locking device also providing a smooth entry bush.



nominal size (mm)	FSB part number	reel length (m)	outside dia (mm)	inside dia (mm)	min inside bend radius (mm)	metric thread	part number	metric thread	part number	hole size	part number
12	FSB12	25	15.2	10.2	30	M16	FSB12-M16-M	M16	FSB12-M16-S	12	FSB12-P
16	FSB16	25	18.2	13.0	40	M16	FSB16-M16-M	M16	FSB16-M16-S	16	FSB16-P
20	FSB20	25	22.7	16.9	45	M20	FSB16-M20-M	M20	FSB16-M20-S		
25	FSB25	25	27.2	21.1	55	M25	FSB25-M25-M	M25	FSB25-M25-S	25	FSB25-P
32	FSB32	25	35.2	28.1	70	M32	FSB32-M32-M	M32	FSB32-M32-S	32	FSB32-P
40	FSB40	10	45.7	37.6	80	M40	FSB40-M40-M	M40	FSB40-M40-S	40	FSB40-P
50	FSB50	10	57.7	48.4	90	M50	FSB50-M50-M	M50	FSB50-M50-S	51	FSB50-P



Flexible Conduits & Accessories



Type FB



Construction: Galvanised steel, helically wound conduit with galvanised steel overbraid. Colour zinc, self colour.

Typical Applications: Industrial environments and high temperatures.

Conduit

- High mechanical strength
- Highly flexible
- IP rating: IP40
- High abrasion resistance
- Resists hot metal swarf and splashes
- Provides EMC screening
- Temperature range -50°C to +300°C
- Inherently Low Fire Hazard (LFH)
- Nickel plated brass fittings

Fittings

Type M	Type S	Type P
fixed external thread nickel plated brass	swivel external thread nickel plated brass	plain hole connector nickel plated brass
Two part fitting comprising shell and body with external thread. This fitting can be inserted into a knockout and secured with a locknut.	Two part fitting comprising shell and body. The external thread swivels about the main body. Can be used with threaded entries, or knockout secured with a locknut.	Two part fitting comprising shell and body without thread. The body is fitted through the opposite side of the entry to the conduit and acts as a locking device also providing a smooth entry bush.



Typical applications for braided conduit and fittings include industrial environments.



nominal size (mm)	FB part number	reel length (m)	outside dia (mm)	inside dia (mm)	min inside bend radius (mm)	metric thread	part number	metric thread	part number	hole size	part number
12	FB12	25	14.0	10.2	30	M16	FB12-M16-M	M16	FB12-M16-S	12	FB12-P
16	FB16	25	17.5	13.0	40	M16	FB16-M16-M	M16	FB16-M16-S	16	FB16-P
20	FB20	25	21.5	16.9	45	M20	FB16-M20-M	M20	FB16-M20-S		
25	FB25	25	26.0	21.1	55	M25	FB25-M25-M	M25	FB25-M25-S	25	FB25-P
32	FB32	25	34.0	28.1	70	M32	FB32-M32-M	M32	FB32-M32-S	32	FB32-P
40	FB40	10	43.5	37.6	80	M40	FB40-M40-M	M40	FB40-M40-S	40	FB40-P

ordering notes

- Add reel length eg: FB20-25M or FSB20-25M
- Available on request:
 - longer lengths
 - cut lengths and assemblies
 - additional sizes
 - stainless steel overbraid
 - PG threads
 - female threaded fittings
 - full copies of independent test report confirming screening effectiveness



Flexible Conduits & Accessories

Metallic Conduit and fittings

galv steel pvc coated liquid tight



Type LTP

Construction: Galvanised steel, helically wound, flexible conduit with smooth pvc cover. Colour black. Grey or orange on request.
Typical Applications: Machine tools or outdoor installations where liquid tight is a requirement.

Conduit

- High mechanical strength
- Good flexibility
- IP rating: IP66 + IP67 + IP68
- Smooth, wipe clean outer cover
- Cover does not wrinkle when bent
- Temperature range LTP -20°C to +105°C LTPHC -45°C to +135°C LTPUL -15°C to +75°C
- LTP has Lloyd's Register Type Approval
- LTPUL is UL listed and CSA approved
- Resistant to oils and greases
- LTP and LTPUL are UV resistant and suitable for external use
- Nickel plated brass or stainless steel fittings

Type LTPHC

Construction: Galvanised steel, helically wound, flexible conduit with smooth thermoplastic rubber cover. Colour black.
Typical Applications: Machine tools or outdoor installations where low or high temperature rating is required.

Type LTPUL

Construction: Galvanised steel, helically wound, flexible steel conduit including copper bonding strip with smooth pvc cover. Colour black.
Typical Applications: As for LTP but where UL listing or CSA approval is required.

Fittings

Type C

external thread nickel plated brass

Multipart compression fitting including nylon seal. Can be used for knockout or threaded entries as fitting rotates until tightened.

Type C90

external thread elbow nickel plated brass

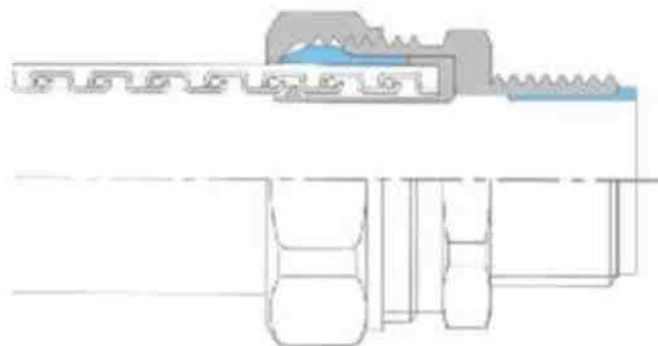
Multipart 90° compression fitting including nylon seal. Can be used for knockout



nominal size (mm)	LTP part number	reel length (m)	min inside bend radius (mm)	LTPHC part number	reel length (m)	min inside bend radius (mm)	LTPUL part number	reel length (m)	min inside bend radius (mm)	US trade size (*)	outside dia (mm)	inside dia (mm)	metric thread	part number	metric thread	part number
10	LTP10	50	35							K	11.8	7.0	M12	LTP10-M12-C		
12	LTP12	25, 50	40	LTPHC12B	25	40				K	14.2	10.0	M16	LTP12-M16-C	M16	LTP12-M16-C90*
16	LTP16	10, 25, 50	45	LTPHC16B	25	45	LTPUL16B	25	50	K	17.8	12.6	M20	LTP16-M20-C	M20	LTP16-M20-C90
20	LTP20	10, 25, 50	65	LTPHC20B	25	65	LTPUL20B	25	90	K	21.1	16.0	M20	LTP20-M20-C	M20	LTP20-M20-C90
25	LTP25	10, 25, 50	100	LTPHC25B	25	100	LTPUL25B	25	110	N	26.4	21.0	M25	LTP25-M25-C	M25	LTP25-M25-C90
32	LTP32	10, 25	135				LTPUL32B	10	140	1	33.1	26.5	M32	LTP32-M32-C	M32	LTP32-M32-C90
40	LTP40	10, 25	175				LTPUL40B*	10	180	1K	41.8	35.4	M40	LTP40-M40-C	M40	LTP40-M40-C90
50	LTP50	10, 25	230				LTPUL50B*	10	230	1K	47.9	40.4	M50	LTP50-M50-C	M50	LTP50-M50-C90
63	LTP63	10, 25	280				LTPUL63B*	10	280	2	58.7	51.6	M63	LTP63-M63-C	M63	LTP63-M63-C90

- Swivel version also available
- 45° and stainless steel versions also available

*Indicates parts made to order on request.



IEC EN 61386



Flexible Conduits & Accessories



Typical application for type LTP conduit and fittings as used on machines.

Fittings

Type E

insert to cap end of conduit nickel plated brass

Single part, machined insert to cap end of conduit.

Type CSS

external thread stainless steel (grade 316) body and nut

Multipart compression fitting including nylon seal. Can be used for knockout or threaded entries as fitting rotates until tightened.

Sealing washers

neoprene face sealing washers

Sealing washer to maintain IP rating of fitting to adjacent equipment.

locknuts

galvanised steel, nickel plated brass and stainless steel locknuts

Clips

Type FCC

plated steel P clip with pvc liner stainless steel P clip to support conduit



part number	metric thread	part number	metric thread	part number	metric thread	steel part number	brass part number	stainless steel part number	plated steel part number	stainless steel part number	nominal size (mm)
LTP10-E			M12	SW12	M12	S-M12	B-M12		FCC10		10
LTP12-E	M16	LTP12-M16-CSS*	M16	SW16	M16	S-M16	B-M16		FCC12	FCC12-SS*	12
LTP16-E	M16	LTP16-M16-CSS	M16	SW16	M16	S-M16	B-M16	SS-M16	FCC16	FCC16-SS*	16
LTP16-E	M20	LTP16-M20-CSS	M20	SW20	M20	S-M20	B-M20	SS-M20	FCC16	FCC16-SS	16
LTP20-E	M20	LTP20-M20-CSS	M20	SW20	M20	S-M20	B-M20	SS-M20	FCC20	FCC20-SS	20
LTP25-E	M25	LTP25-M25-CSS	M25	SW25	M25	S-M25	B-M25	SS-M25	FCC25	FCC25-SS	25
LTP32-E	M32	LTP32-M32-CSS	M32	SW32	M32	S-M32	B-M32	SS-M32	FCC32	FCC32-SS	32
LTP40-E	M40	LTP40-M40-CSS*	M40	SW40	M40	S-M40	B-M40	SS-M40*	FCC40	FCC40-SS*	40
LTP50-E	M50	LTP50-M50-CSS*	M50	SW50	M50	S-M50	B-M50	SS-M50*	FCC50	FCC50-SS*	50
LTP63-E	M63	LTP63-M63-CSS*	M63	SW63	M63	S-M63	B-M63	SS-M63*	FCC63	FCC63-SS*	63

ordering notes

- Add reel length eg: LTP20B-25M
- For LTP specify colour (B = Black, G = Grey)
- Available on request: longer lengths and bulk packaging out lengths and assemblies other colours alternative threads such as PG or NPT overbraided conduit stainless steel conduit *Indicates parts made to order on request



Non-Metallic conduit application guide

conduit system	IP rating available	compression strength kg/100mm 20mm size	pull-off strength kg 20mm size	Colours
FPAS nylon LFH PA6 corrugated, std weight	IP66, IP67, IP68, IP69K	75	40	Black Grey
FPAL nylon PA6 corrugated, light weight	IP66, IP67, IP68, IP69K	60	30	Black Grey
FPR nylon extra LFH PA6 corrugated, std weight	IP66, IP67, IP68, IP69K	75	40	Black
FPAH nylon LFH PA6 corrugated, heavy weight	IP66, IP67, IP68, IP69K	120	70	Black
FPI nylon PA12 corrugated, standard weight	IP66, IP67, IP68, IP69K	45	30	Black
FPIH nylon PA12 corrugated, heavy weight	IP66, IP67, IP68, IP69K	60	50	Black
FPY nylon PA6 corrugated, light weight	IP40, IP66, IP67, IP68	60	25	Black Grey
FPADS nylon PA6 double slit corrugated	IP40	60	15	Black
FPP polypropylene corrugated, std weight	IP40, IP66, IP67, IP68	35	25	Black Grey White
FPC pvc spiral reinforced	IP65	60	25	Black Light Grey
FPCGN pvc spiral reinforced green oil resistant	IP65	60	25	Green
FPCBU pvc spiral reinforced blue high temperature	IP65	60	25	Blue
LPC smooth, pvc spiral reinforced	IP67, IP68	120	70	Black Light Grey
LPCO smooth pvc spiral orange ultra flexible	IP67, IP68	120	45	Orange
LPCGN smooth pvc spiral green oil resistant	IP67, IP68	120	60	Green
LPCBU smooth pvc spiral blue high temperature	IP67, IP68	120	60	Blue
FPL upvc corrugated	IP40, IP66, IP67	150	30	Black Grey White
FPY nylon PA6, large diameter, std weight	IP40, IP65			Black Grey

For Nylon / FPP ranges:
Grey RAL 7031

For FPC and LPC ranges:
Light Grey RAL 7001
Blue RAL 5012
Green RAL 6001
Orange RAL 2008

Non-Metallic conduit and fittings

high fatigue life	temperature range	flexible	pliable	low fire hazard	halogen free	self extinguishing	high abrasion resistance	high UV resistance - black
●	-40°C to +120°C	●		●	●	●	●	●
●	-40°C to +120°C	●			●	●		
	-40°C to +120°C	●		●	●	●	●	●
	-40°C to +120°C	●		●	●	●	●	●
●	-50°C to +110°C	●			●	●		●
●	-50°C to +110°C	●			●	●		●
●	-40°C to +100°C	●			●	●		
	-40°C to +110°C		●		●	●	●	
	-20°C to +90°C	●				●		
	-5°C to +70°C	●				●		●
	-5°C to +70°C	●				●		
	-20°C to +90°C	●				●		
	-5°C to +70°C	●				●		●
	-5°C to +70°C	●				●		
	-20°C to +90°C	●				●		
	-5°C to +70°C		●			●		●
	-40°C to +120°C	●			●	●		●

FPAS
nylon LFH PA6 corrugated, std weight

FPAL
nylon PA6 corrugated, light weight

FPR
nylon extra LFH PA6 corrugated, std weight

FPAH
nylon LFH PA6 corrugated, heavy weight

FPI
nylon PA12 corrugated, standard weight

FPIH
nylon PA12 corrugated, heavy weight

FPY
nylon PA6 corrugated, light weight

FPADS
nylon PA6 double slit corrugated

FPP
polypropylene corrugated, std weight

FPC
pvc spiral reinforced

FPCGN
pvc spiral reinforced green oil resistant

FPCBU
pvc spiral reinforced blue high temperature

LPC
smooth, pvc spiral reinforced

LPCO
smooth pvc spiral orange ultra flexible

LPCGN
smooth pvc spiral green oil resistant

LPCBU
smooth pvc spiral blue high temperature

FPL
upvc corrugated

FPY
nylon PA6, large diameter, std weight

Non-Metallic Conduit

nylon



Type FPAS

Construction: Standard weight, flame retardant nylon (PA6) corrugated flexible conduit. Colour black or grey.

Typical Applications: All types of machinery, public buildings.

Conduit

- Highly flexible and high fatigue life
- High impact strength and recovers if crushed
- IP rating: IP66 with FPA fittings IP66 + IP67 + IP68 with FPAX fittings
- Temperature range -40°C to +120°C (-20°C to +100°C for moving applications)
- Lloyd's Register Type Approval
- Low Fire Hazard (LFH)
- UL 94 V2
- Halogen, sulphur and phosphorus free
- UV resistant (black)
- Abrasion resistant
- Highly resistant to solvents and oils

Type FPAL

Construction: Light weight nylon (PA6) corrugated flexible conduit. Colour black or grey.

Typical Applications: Machines where lower mechanical protection is required and buildings where there is no fire risk.

Conduit

- Highly flexible and high fatigue life
- High impact strength and recovers if crushed
- IP rating: IP66 with FPA fittings IP66 + IP67 + IP68 with FPAX fittings
- Temperature range -40°C to +120°C (-20°C to +100°C for moving applications)
- Highly resistant to solvents and oils
- Self extinguishing
- Halogen, sulphur and phosphorus free


Type FPR

Construction: Standard weight nylon (highly flame retardant PA6) corrugated flexible conduit. Colour black.

Typical Applications: Railways, underground and public buildings.

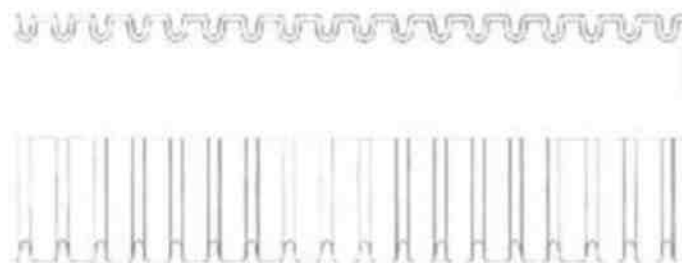
Conduit

- Highly flexible and high fatigue life
- High impact strength and recovers if crushed
- IP rating: IP66 with FPA fittings IP66 + IP67 + IP68 with FPAX fittings
- Temperature range -40°C to +120°C (-20°C to +100°C for moving applications)
- Lloyd's Register Type Approval
- Extra Low Fire Hazard (LFH)
- UL 94 V0
- Halogen, sulphur and phosphorus free
- UV resistant (black)
- Abrasion resistant
- Highly resistant to solvents and oils



nominal size (mm)	pitch	FPAS part number	reel length (m)	outside dia (mm)	inside dia (mm)	min inside bend radius (mm)	FPAL part number	reel length (m)	outside dia (mm)	inside dia (mm)	min inside bend radius (mm)	FPR part number	reel length (m)	outside dia (mm)	inside dia (mm)	min inside bend radius (mm)
10	F	FPAS10	50	10.0	6.3	15	FPAL10	50	10.0	6.5	15	FPR10	50	10.0	6.3	15
11	F	FPAS11	50	11.5	8.2	20	FPAL11	50	11.5	8.4	20					
13	F	FPAS13	50	13.0	9.8	25	FPAL13	50	13.0	10.0	25	FPR13	50	13.0	9.8	25
16	F	FPAS16	25, 50	15.8	11.8	40	FPAL16	50	15.8	12.0	35	FPR16	50	15.8	11.8	35
18	F	FPAS18	50	18.5	14.2	40	FPAL18	50	18.5	14.2	35					
21	F	FPAS21	25, 50	21.2	16.7	45	FPAL21	50	21.2	16.9	40	FPR21	50	21.2	16.7	45
21	C	FPAS21C	50	21.2	15.6	45										
28	F	FPAS28	25, 50	28.5	22.8	50	FPAL28	50	28.5	23.0	45					
28	C	FPAS28C	50	28.5	21.6	50						FPR28	50	28.5	21.7	50
34	C	FPAS34	25, 50	34.5	28.1	60	FPAL34	25, 50	34.5	28.3	55	FPR34	50	34.5	28.1	60
42	C	FPAS42	10, 25	42.5	35.5	70	FPAL42	25	42.5	35.7	65	FPR42	25	42.5	35.5	70
54	C	FPAS54	10, 25	54.5	47.2	80	FPAL54	25	54.5	47.4	80	FPR54	25	54.5	47.2	80

F = fine pitch C = coarse pitch



FPAH

Construction: Heavy weight, flame retardant, nylon (PA6) corrugated flexible conduit. Colour black.

Typical Applications: All types of machinery and public buildings where high mechanical strength required.

Conduit

- High mechanical strength
- High impact resistance
- Temperature range -40°C to +120°C
- UL recognized
- Low Fire Hazard (LFH), see page 82
- UL 94 V2 flame retardancy
- Halogen, sulphur and phosphorus free
- UV resistant
- Abrasion resistant
- Highly resistant to solvents and oils

FPI

Construction: Standard weight nylon (PA12) corrugated flexible conduit. Colour black.

Typical Applications: Robots and continual flexing.

Conduit

- Highly flexible
- Exceptional fatigue life
- High impact resistance even at very low temperatures
- UV resistant
- Displays self recovery if crushed
- Temperature range -50°C to +110°C
- UL recognized
- Highly resistant to solvents and oils
- Self extinguishing
- Low fire hazard
- Halogen, sulphur and phosphorus free

FPIH

Construction: Heavy weight nylon (PA12) corrugated flexible conduit. Colour black.

Typical Applications: Robots and continual flexing where higher mechanical strength required.

Conduit

- Highly flexible and high fatigue life
- High mechanical strength
- High impact resistance
- UV resistant
- Displays self recovery if crushed
- Temperature range -50°C to +110°C
- UL recognized
- Highly resistant to solvents and oils
- Self extinguishing
- Low fire hazard
- Halogen, sulphur and phosphorus free



part number	reel length (m)	outside dia (mm)	inside dia (mm)	min inside bend radius (mm)	part number	reel length (m)	outside dia (mm)	inside dia (mm)	min inside bend radius (mm)	part number	reel length (m)	outside dia (mm)	inside dia (mm)	min inside bend radius (mm)
FPAH13	50	13.0	9.0	35	FPI13	50	13.0	9.8	25	FPIH13	50	13.0	9.0	25
FPAH16	50	15.8	11.5	45	FPI16	50	15.8	11.8	30	FPIH16	50	15.8	11.5	35
					FPI21	50	21.2	16.7	35	FPIH21	50	21.2	15.0	45
FPAH21	50	21.2	15.5	55										
FPAH28	50	28.5	21.3	60	FPI28	50	28.5	21.7	45	FPIH28	50	28.5	21.3	50
FPAH34	25	34.5	26.9	70	FPI34	25	34.5	28.1	55	FPIH34	25	34.5	26.9	60
FPAH42	25	42.5	34.6	80	FPI42	25	42.5	35.5	60	FPIH42	25	42.5	34.6	70
FPAH54	25	54.5	46.0	90	FPI54	25	54.5	47.2	70	FPIH54	25	54.5	46.0	80
					FPI67	10	67.2	56.3	120					

F = fine pitch C = coarse pitch

Ordering Notes

- Specify black or grey (B = Black, G = Grey) and reel length eg: FPAS21B-50M for a Black 50m reel
 - Available on request:
 - longer lengths and bulk packaging
 - cut lengths and assemblies
 - other colours
 - full copies of independent test results confirming LFH properties
- *Indicates made to order and may be subject to lead time




Flexible Conduits & Accessories

FPY

Construction: Light weight nylon (PA6) corrugated flexible conduit. Colour black or grey (RAL 7031).
Typical Applications: Machines and commercial vehicles.

Conduit

- Highly flexible and high fatigue life
- High impact strength and recovers if crushed
- Temperature range -40°C to +100°C
- Highly resistant to solvents and oils
- Self extinguishing
- Halogen, sulphur and phosphorus free
- FPY6 also available, 7.3mm OD x 5mm ID
- Slit version, FPYS, also available. Cable can be inserted laterally




FPADS

Construction: Double slit nylon (PA6) corrugated conduit. Colour black.
Typical Applications: Retrofit.

Double Slit Conduit

- Make from 2 interlocking slit corrugated conduits
- Temperature range -40°C to +110°C
- Cables can be inserted laterally
- Provides abrasion resistance and routing of cables for static applications
- Self extinguishing
- UL94V2
- Halogen, sulphur and phosphorus free




FPP

Construction: Standard weight polypropylene, flexible conduit. Colour black, grey (RAL 7031) or white.
Typical Applications: Buildings, particularly where buried in concrete or plaster.

Conduit

- Acid resistant
- Temperature range -20°C to +90°C
- Self extinguishing
- Slit version available on request*



FCL

Construction: Nylon PA66 conduit clip with integral lid for increased security. Incorporates internal ribs to prevent corrugated conduit from pulling through.



nominal size (mm)	FPY					FPADS					FPP					Conduit Clip
	part number	reel length (m)	outside dia (mm)	inside dia (mm)	min inside bend radius (mm)	part number	reel length (m)	outside dia (mm)	inside dia (mm)	min inside bend radius (mm)	part number	reel length (m)	outside dia (mm)	inside dia (mm)	min inside bend radius (mm)	
10 F	FPY6	50	10.0	6.5	15						FPP10*	50	10.0	6.5	15	FCL10
11 F	FPY10	50	11.5	8.5	20	FPADS11	50	11.5	6.7	45	FPP13	50	13.0	9.8	25	FCL13
13 F	FPY12	50	13.0	10.0	25	FPADS13	50	13.0	7.9	55	FPP16	50	15.8	11.8	35	FCL16
16 F	FPY15	50	15.1	12.8	35	FPADS16	50	15.8	10.5	60	FPP20	50	20.0	14.8	40	FCL18
18 F											FPP21	50	21.2	16.7	40	FCL20
20 C											FPP25	50	25.0	19.1	50	FCL21
21 F	FPY20	50	21.2	16.9	40	FPADS21	50	21.2	13.9	90	FPP26	50	25.4	21.4	50	FCL25
21 C											FPP28	50	28.5	22.8	55	FCL28
25 C																FCL25
25.4 F	FPY25	50	25.4	21.4	45											FCL28
28 F																FCL34
28 C	FPY28	50	28.5	23.0	45	FPADS28	50	28.5	20.5	105	FPP34	50	34.5	28.1	65	FCL42
34 C	FPY32	25	34.5	28.3	55	FPADS34	25	34.5	27.0	150	FPP42	25	42.5	35.5	80	FCL54
42 C	FPY40	25	42.5	35.7	65	FPADS42	25	42.5	34.8	170	FPP54	25	54.5	47.2	100	
54 C	FPY50	25	54.5	47.4	80	FPADS54	25	54.5	45.3	170	FPP67	10	67.2	56.3	150	
67 C																

F = fine pitch C = coarse pitch

Ordering Notes

- Specify colour (B = Black, G = Grey, W = White) and reel length eg: FPY16B-50M for a Black 50m reel
- Available on request: longer lengths and bulk packaging cut lengths and assemblies additional sizes other colours



Flexible Conduits & Accessories



Flexilok® system

Construction: Nylon (PA66) or polypropylene moulded fitting.

IP66



Features

- One piece fast fit
- Slim design
- IP rating: IP66
- Anti-vibration and tamper resistant
- Can be removed using a screwdriver
- High pull off strength 25kg with FPAS21
- Suitable for fine and coarse pitch conduits
- Temperature range -50°C to +135°C
- Metric threads supplied complete with locknuts
- Low Fire Hazard (LFH), see page 82
- Halogen, sulphur and phosphorus free
- Available in black and grey (RAL 7031)

Fittings

FLK

straight external thread

One piece, slim, fast fit, external threaded fitting suitable for knockouts or threaded entries.



FLK90

90° elbow external thread

One piece, slim, fast fit, external threaded 90 degree elbow fitting suitable for knockouts.

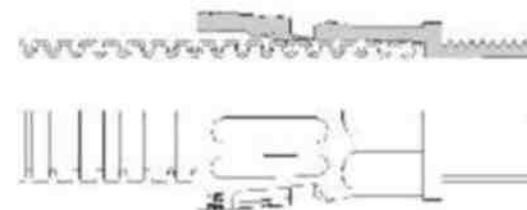


FLK-FLK

coupler

One piece, slim, fast fit coupler for joining 2 conduits together.

nominal size (mm)	OD mm	Ext Metric (PA66)		Ext Metric (PP)		Ext PG		Ext Metric		Coupler	
		FLK	FLK90	FLK	FLK90	FLK	FLK90	FLK	FLK90	FLK-FLK	
10	10.0										
11	11.5										
13	13.0	FLK13-M16				FLK13-PG9					
13											
16	15.8	FLK16-M16				FLK16-PG11					
16		FLK16-M20				FLK16-PG13					
16	16.1										
18	18.5										
20	20.0	FLK20-M20		FLK20-M20-PP			FLK20-M20-90			FLK20-FLK20	
21	21.2	FLK21-M20				FLK21-PG16					
21											
25	25.0	FLK25-M25		FLK25-M25-PP			FLK25-M25-90			FLK25-FLK25	
25.4	25.4										
28	28.5	FLK28-M20				FLK28-PG21					
28											
34	34.5	FLK34-M32				FLK34-PG29					
34											
42	42.5										
42											
54	54.5										
54											
67	67.0										



IEC EN 61306



FPA & FPAX systems T Pieces

Construction: Nylon (PA66) moulded fitting incorporating internal elastomeric seal(s). Colour black or grey on request*.



Features

- Fast fit, inspection T piece
- IP rating: FPA IP66, FPAX IP66 + IP67 + IP68 (2 bar)
- Maintains all the benefits of FPA and FPAX fittings
- Inspection lid facilitates pull through of cables
- Rounded internal corners protect cable insulation during installation and use
- Incorporates mounting lugs

Fittings

 FPA T piece with inspection lid Fast fit T piece with inspection lid.	 Reducer/Stop Plug Fitting to reduce or blank off outlets.	 FPAX T piece with inspection lid Fast fit T piece with inspection lid and additional seals.	 Reducer/Stop Plug Fitting to reduce or blank off outlets with additional seal.
--	---	--	--

for conduit OD (mm)

15.8	FPA16T*	FPA13-R16*	FPAX16T*	FPAX13-R16
20.0	FPA20T			
21.2	FPA21T	FPA16-R21 FPA13-R21 SP-R21	FPAX21T	FPAX16-R21 SP-R21
28.5	FPA28T	FPA25-R28 FPA21-R28 FPA20-R28 FPA21-R28 FPA13-R28 SP-R28	FPAX28T	FPAX21-R28 FPAX16-R28 SP-R28
34.5	FPA34T	FPA28-R34 FPA21-R34 FPA16-R34	FPAX34T	FPAX28-R34 FPAX21-R34 FPAX16-R34
42.5	FPA42T	FPA34-R42 FPA28-R42 FPA21-R42	FPAX42T	FPAX34-R42 FPAX28-R42 FPAX21-R42

Ordering Notes

- Available on request: other colours
- *Indicates parts made to order on request and may be subject to lead time



FPA fittings for FPAS, FPAL, FPR, FPAH, FPI, FPIH & FPP

nylon

Type FPA

Construction: Nylon (PA66) moulded fitting. UNEF internal threads are made from black anodised aluminium. Colour black or grey.

Fittings

- 1 part fast fit
- IP rating: IP66
- Anti-vibration and tamper resistant
- Can be removed using a screwdriver
- All round teeth give high tensile strength
- Both 90° and 45° elbows incorporate swept bore to facilitate cable installation and protect cables when installed
- Suitable for fine and coarse pitch conduits
- Temperature range -50°C to +135°C
- Metric threads supplied complete with locknuts
- Swivel UNEF threads allow assembly to military style electrical connectors without twisting of cables and includes sealing 'O' ring. Long pattern versions are available which may enable the elimination of the connector backshell and elbow connectors
- Low Fire Hazard (LFH)
- Halogen, sulphur and phosphorus free
- GC conduit clips, any size can be clipped together, each size can be stacked. Lids available for extra security
- FCL conduit clip has an integral lid

Type FPA

straight external thread

Type FPA

straight UNEF swivel internal thread

Type FPA90

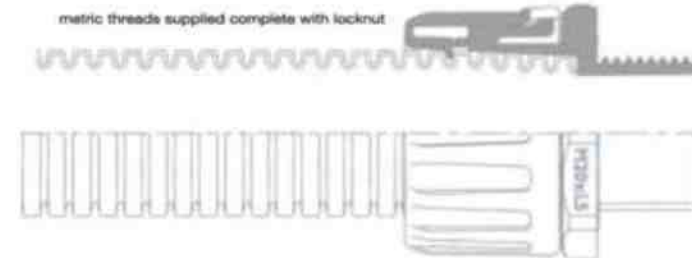
90° elbow external thread

Type FPA90

90° elbow UNEF swivel internal thread

nominal size (mm)	Type FPA (straight external thread)				Type FPA (straight UNEF swivel internal thread)				Type FPA90 (90° elbow external thread)				Type FPA90 (90° elbow UNEF swivel internal thread)			
	part number	PG thread	part number	NPT thread	part number	UNEF thread	part number	metric thread	part number	PG thread	part number	NPT thread	part number	UNEF thread	part number	
10	M12	FPA10-M12	PG7	FPA10-PG7				M12	FPA10-M12-90	PG7	FPA10-PG7-90					
11	M12	FPA11-M12	PG7	FPA11-PG7												
13	M16	FPA13-M16	PG9	FPA13-PG9				M16	FPA13-M16-90	PG9	FPA13-PG9-90					
16	M16	FPA16-M16	PG9	FPA16-PG9	1/2"	FPA16-038	1/2" UNEF	FPA16-U075	M16	FPA16-M16-90	PG9	FPA16-PG9-90	1/2"	UNEF	FPA16-U075-90	
16	M20	FPA16-M20	PG11	FPA16-PG11	1/2"	FPA16-050	1" UNEF	FPA16-U100	M20	FPA16-M20-90	PG11	FPA16-PG11-90	1/2"	UNEF	FPA16-U100-90	
16			PG13	FPA16-PG13			1 1/4" UNEF	FPA16-U119			PG13	FPA16-PG13-90		1 1/4" UNEF	FPA16-U119-90	
18	M20	FPA18-M20	PG13	FPA18-PG13												
21	M20	FPA21-M20	PG13	FPA21-PG13	1/2"	FPA21-050	1 1/4" UNEF	FPA21-U119	M20	FPA21-M20-90	PG13	FPA21-PG13-90	1/2"	UNEF	FPA21-U119-90	
21			PG16	FPA21-PG16			1 1/2" UNEF	FPA21-U138			PG16	FPA21-PG16-90		1 1/2" UNEF	FPA21-U138-90	
21			PG21	FPA21-PG21			1 3/4" UNEF	FPA21-U144						1 3/4" UNEF	FPA21-U144-90	
28	M25	FPA28-M25	PG21	FPA28-PG21	1/2"	FPA28-075	1 1/2" UNEF	FPA28-U144	M25	FPA28-M25-90	PG21	FPA28-PG21-90	1/2"	UNEF	FPA28-U144-90	
28			PG29	FPA28-PG29			1 3/4" UNEF	FPA28-U175						1 3/4" UNEF	FPA28-U175-90	
34	M32	FPA34-M32	PG29	FPA34-PG29	1"	FPA34-100	1 1/2" UNS	FPA34-U175	M32	FPA34-M32-90	PG29	FPA34-PG29-90	1"	UNEF	FPA34-U175-90	
42	M40	FPA42-M40	PG36	FPA42-PG36	1 1/2"	FPA42-125	2" UNS	FPA42-U200	M40	FPA42-M40-90	PG36	FPA42-PG36-90	1 1/2"	UNEF	FPA42-U200-90	
42	M50	FPA42-M50			1 1/2"	FPA42-150			M50	FPA42-M50-90			1 1/2"	UNEF	FPA42-150-90	
54	M50	FPA54-M50	PG48	FPA54-PG48	1 1/2"	FPA54-150			M50	FPA54-M50-90	PG48	FPA54-PG48-90	1 1/2"	UNEF	FPA54-150-90	
54	M63	FPA54-M63			2"	FPA54-200			M63	FPA54-M63-90			2"	UNEF	FPA54-200-90	

metric threads supplied complete with locknut





Fittings

Clips

Type	IP66	Type	IP66	Type	IP66	Type	IP66
FPA45		FPA45		FPA-FPA		FCL	
45° elbow external thread		45° elbow UNEF swivel internal thread		coupler		nylon conduit clip with integral lid	
metric thread		UNEF thread					
part number	PG thread	part number	NPT thread	part number		part number	nominal size (mm)
M20	FPA16-M20-45 PG13 FPA16-PG13-45 1/2" FPA16-050-45	1" UNEF FPA16-U075-45 1" UNEF FPA16-U100-45 1 1/2" UNEF FPA16-U119-45 1 1/2" UNEF FPA16-U119-45		FPA16-FPA16		FCL10	10
						FCL13	13
						FCL15	15
						FCL16	16
						FCL18	18
						FCL21	21
M20	FPA21-M20-45 PG13 FPA21-PG13-45 1/2" FPA21-050-45 PG16 FPA21-PG16-45	1 1/2" UNEF FPA21-U119-45 1 1/2" UNEF FPA21-U138-45 1 1/2" UNEF FPA21-U144-45		FPA21-FPA21		FCL21	21
						FCL21	21
						FCL21	21
M25	FPA28-M25-45 PG21 FPA28-PG21-45 3/4" FPA28-075-45	1 1/2" UNEF FPA28-U144-45 1 1/2" UNEF FPA28-U175-45		FPA28-FPA28		FCL28	28
						FCL28	28
						FCL34	34
M32	FPA34-M32-45 PG29 FPA34-PG29-45 1" FPA34-100-45 PG36 FPA34-PG36-45	1 1/2" UNEF FPA34-U175-45		FPA34-FPA34		FCL42	42
						FCL42	42
M50	FPA42-M50-45	1 1/2" FPA42-150-45				FCL42	42
M50	FPA54-M50-45	1 1/2" FPA54-150-45				FCL54	54
						FCL54	54

ordering notes

- Specify black or grey (B = Black, G = Grey) eg: FPA16-M16B
- The IP rating onto a UNEF threaded connector may be dependent on the design of the connector
- Available on request:
 - additional sizes
 - alternative threads
 - flanged straights and elbows
 - additional UNEF threads and combinations
 - FPA to rigid conduit couplers



Int. Pat



FPAX fittings for FPAS, FPAL, FPR, FPAH, FPI, FPIH & FPP

nylon submersible and pressure tight

Type FPAX

Construction: Nylon (PA66) moulded fitting incorporating internal elastomeric seal, UNEF internal threads are made from black anodised aluminium. Colour black (or grey made to order).

Fittings

- 1 part fast fit
- IP rating: IP66 + IP67 + IP68
- Lockable for added strength and security
- Anti-vibration and tamper resistant
- Can be removed using a screwdriver
- All round teeth give high tensile strength
- Both 90° and 45° elbows incorporate swept bore to facilitate cable installation and protect cables when installed
- Suitable for fine and coarse pitch conduits
- Metric threads supplied complete with locknut and face seal washer
- Swivel UNEF threads allow assembly to military style connectors without twisting of cables and includes sealing 'O' ring. Long pattern versions are available which may enable the elimination of the connector backshell and elbow connectors
- Low Fire Hazard (LFH), see page 35
- Halogen, sulphur and phosphorus free
- Nylon conduit clips, any size can be clipped together, each size can be stacked
- Conduit clip lids available for extra security

Type	IP66	IP67	IP68	IP68	Type	IP66	IP67	IP68	Type	IP66	IP67	IP68
FPAX					FPAX				FPAX90			



nominal size (mm)	metric thread	part number	PG thread	part number	NPT thread	part number	UNEF thread	part number	metric thread	part number	PG thread	part number	NPT thread	part number	UNEF thread	part number
13	M16	FPAX13-M16	PG9	FPAX13-PG9*			1" UNEF	FPAX13-U075	M16	FPAX13-M16-90	PG9	FPAX13-PG9-90*			1" UNEF	FPAX13-U075-90
16	M16	FPAX16-M16	PG9	FPAX16-PG9*			1" UNEF	FPAX16-U075	M16	FPAX16-M16-90	PG9	FPAX16-PG9-90*			1" UNEF	FPAX16-U075-90
16	M20	FPAX16-M20	PG11	FPAX16-PG11*	1 1/2" FPA16-050*		1 1/2" UNEF	FPAX16-U100	M20	FPAX16-M20-90	PG11	FPAX16-PG11-90*	1 1/2" FPA16-050-90*		1 1/2" UNEF	FPAX16-U100-90
16							1 1/2" UNEF	FPAX16-U119							1 1/2" UNEF	FPAX16-U119-90
21	M20	FPAX21-M20	PG13	FPAX21-PG13*	1 1/2" FPA21-050*		1 1/2" UNEF	FPAX21-U119	M20	FPAX21-M20-90	PG13	FPAX21-PG13-90*	1 1/2" FPA21-050-90*		1 1/2" UNEF	FPAX21-U119-90
21							1 1/2" UNEF	FPAX21-PG16*							1 1/2" UNEF	FPAX21-U138-90
21							1 1/2" UNEF	FPAX21-PG21*							1 1/2" UNEF	FPAX21-U144-90
28	M25	FPAX28-M25	PG21	FPAX28-PG21*	1 1/2" FPA28-075*		1 1/2" UNEF	FPAX28-U144	M25	FPAX28-M25-90	PG21	FPAX28-PG21-90*	1 1/2" FPA28-075-90*		1 1/2" UNEF	FPAX28-U144-90
28							1 1/2" UNEF	FPAX28-PG29*							1 1/2" UNEF	FPAX28-U175-90
34	M32	FPAX34-M32	PG29	FPAX34-PG29*	1" FPA34-100*		1 1/2" UNEF	FPAX34-U175	M32	FPAX34-M32-90	PG29	FPAX34-PG29-90*	1" FPA34-100-90*		1 1/2" UNEF	FPAX34-U175-90
42	M40	FPAX42-M40	PG36	FPAX42-PG36*	1 1/2" FPA42-125*		2" UNEF	FPAX42-U200							2" UNEF	FPAX42-U200-90
42	M50	FPAX42-M50			1 1/2" FPA42-150*				M50	FPAX42-M50-90					1 1/2" FPA42-150-90*	
54	M50	FPAX54-M50	PG48	FPAX54-PG48*	1 1/2" FPA54-150*											
54	M63	FPAX54-M63			2" FPA54-200*				M63	FPAX54-M63-90					2" FPA54-200-90*	

metric threads supplied complete with locknut





Typical application for liquid tight fittings.

Fittings

Clips

Type FPAX45

45° elbow external thread



metric thread
part number
PG thread
part number
NPT thread
part number

M20	FPAX16-M20-45	PG13	FPAX16-PG13-45° 1/2"	FPAX16-850-45°	1/2" UNEF	FPAX16-U075-45°	FCL13	13
					1" UNEF	FPAX16-U100-45°	FCL16	16
					1 1/4" UNEF	FPAX16-U119-45°	FCL16	16
M20	FPAX21-M20-45	PG13	FPAX21-PG13-45° 1/2"	FPAX21-950-45°	1 1/4" UNEF	FPAX21-U119-45°	FCL21	21
		PG16	FPAX21-PG16-45°		1 1/2" UNEF	FPAX21-U138-45°	FCL21	21
					1 3/4" UNEF	FPAX21-U144-45°	FCL21	21
M25	FPAX28-M25-45	PG21	FPAX28-PG21-45° 1/2"	FPAX28-975-45°	1 1/2" UNEF	FPAX28-U144-45°	FCL28	28
					1 3/4" UNEF	FPAX28-U175-45°	FCL28	28
M32	FPAX34-M32-45	PG29	FPAX34-PG29-45° 1"	FPAX34-100-45°	1 1/2" UNS	FPAX34-U175-45°	FCL34	34
							FCL42	42
							FCL42	42
							FCL54	54
							FCL54	54

Type FPAX45

45° elbow UNEF swivel internal thread



UNEF thread
part number

					1/2" UNEF	FPAX16-U075-45°	FCL13	13
					1" UNEF	FPAX16-U100-45°	FCL16	16
					1 1/4" UNEF	FPAX16-U119-45°	FCL16	16
					1 1/2" UNEF	FPAX21-U119-45°	FCL21	21
					1 3/4" UNEF	FPAX21-U138-45°	FCL21	21
					1 3/4" UNEF	FPAX21-U144-45°	FCL21	21
					1 1/2" UNEF	FPAX28-U144-45°	FCL28	28
					1 3/4" UNEF	FPAX28-U175-45°	FCL28	28
					1 1/2" UNS	FPAX34-U175-45°	FCL34	34
							FCL42	42
							FCL42	42
							FCL54	54
							FCL54	54

Type FCL

nylon conduit clip with integral lid



part number

							FCL13	13
							FCL16	16
							FCL16	16
							FCL21	21
							FCL21	21
							FCL21	21
							FCL28	28
							FCL28	28
							FCL34	34
							FCL42	42
							FCL42	42
							FCL54	54
							FCL54	54

nominal size (mm)

ordering notes

- Specify black or grey (B = Black, G = Grey) eg: FPAX16-M16B
 - The IP rating onto a UNEF threaded connector may be dependent on the design of the connector
 - Available on request:**
 - additional sizes
 - alternative threads
 - flanged straights and elbows
 - coupler version
 - additional UNEF threads and combinations
- *Indicates parts made to order on request



Int. Pat.

Corrugated Non-Metallic conduit and fittings

nylon, polypropylene

Type FPY

Construction: Light weight nylon (PA6) corrugated flexible conduit. Colour black or grey.
Typical Applications: Machines and commercial vehicles.

Conduit

- Highly flexible and high fatigue life
- High impact strength and recovers if crushed
- IP rating: IP40 with MSL, MP and T fittings; IP66 with FPA fittings; IP66 + IP67 + IP68 with FPAX fittings; IP67 with MPS and TS fittings
- Temperature range -40°C to +120°C (-20°C to +100°C for moving applications)
- Highly resistant to solvents and oils
- Slit version, type FPYS, available where cable can be inserted laterally (no IP rating)
- Self extinguishing
- Halogen, sulphur and phosphorus free

Type FPP

Construction: Standard weight polypropylene, flexible conduit. Colour black, grey or white.
Typical Applications: Buildings, particularly where buried in concrete or plaster

Conduit

- Acid resistant
- IP rating: IP40 with MSL, MP and T fittings; IP66 with FPA fittings; IP66 + IP67 + IP68 with FPAX fittings; IP67 with MPS and TS fittings
- Temperature range -20°C to +90°C
- Self extinguishing

Fittings

Type MP IP40

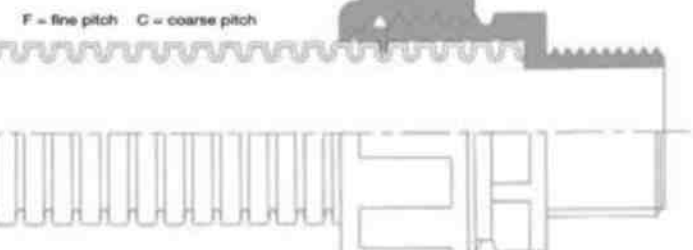
straight nylon PA66 compression fitting external thread including locknut

Type MPS IP67

straight nylon PA66 compression fitting with seal external thread including locknut



nominal size (mm)	pitch	FPY				FPP				MP		MPS			
		part number	real length (m)	outside dia (mm)	inside dia (mm)	part number	real length (m)	outside dia (mm)	inside dia (mm)	metric thread	part number	metric thread	part number		
6	F	FPY6	100	7.3	5.0	10									
10	F	FPY10	50	10.0	8.5	15									
11	F	FPY11	50	11.5	8.5	20									
13	F	FPY13	50	13.0	10.0	25	FPP13	50	13.0	9.8	25	M16	MP-12-M16	M16	MPS-12-M16
												M20	MP-12-M20	M20	MPS-12-M20
16	F	FPY16	50	16.1	12.8	35	FPP16	50	15.8	11.8	35	M16	MP-16-M16	M16	MPS-16-M16
												M20	MP-16-M20	M20	MPS-16-M20
21	F	FPY21	50	21.2	16.9	40	FPP21	50	21.2	16.7	40	M20	MP-20-M20	M20	MPS-20-M20
25	F	FPY25	50	25.4	21.4	45	FPP25	50	25.4	21.4	50	M25	MP-25-M25	M25	MPS-25-M25
28	F	FPY28	50	28.5	23.0	45	FPP28	50	28.5	22.8	55	M25	MP-28-M25	M25	MPS-28-M25
34	C	FPY32	25	34.5	28.3	55	FPP34	50	34.5	28.1	65	M32	MP-32-M32	M32	MPS-32-M32
42	C	FPY40	25	42.5	35.7	65	FPP42	25	42.5	35.5	80	M40	MP-40-M40	M40	MPS-40-M40
54	C	FPY50	25	54.5	47.4	80	FPP54	25	54.5	47.2	100	M50	MP-50-M50	M50	MPS-50-M50





Typical applications for type FPY conduit and fittings include use on commercial vehicles.

Fittings

Type	Type	Type	Type	Type
MP90	MPS90	T	TS	MSL
IP40	IP67	IP40	IP67	IP40
90° elbow nylon PA66 compression fitting external thread including locknut	90° elbow nylon PA66 compression fitting with seal external thread including locknut	T piece nylon PA66 compression fitting	T piece nylon PA66 hinged fitting with seals	straight nylon PA66 fitting external thread including locknut

metric thread	part number	metric thread	part number	part number	part number	metric thread	part number	nominal size (mm)
				T12x12x12	TS12x12x12			6 F
								10 F
								11 F
								13 F
								16 F
M16	MP90-16-M16	M16	MPS90-16-M16	T16x16x16	TS16x16x16			21 F
M20	MP90-20-M20	M20	MPS90-20-M20	T20x20x20	TS20x20x20	M20	MSL-21-M20	25 F
M25	MP90-25-M25	M25	MPS90-25-M25	T25x25x25	TS25x25x25	M25	MSL-25-M25	28 F
M32	MP90-32-M32	M32	MPS90-32-M32					34 C
M50	MP90-50-M50	M50	MPS90-50-M50					42 C
M50	MP90-50-M50	M50	MPS90-50-M50					54 C

ordering notes

- Specify colour (B = Black, G = Grey, W = White) and add reel length eg: FPY16B-S0M
- FPY and FPP conduit can be used with FPA and FPAX fittings where sizes permit.
- Available on request:**
 - longer lengths and bulk packaging
 - cut lengths and assemblies
 - additional sizes
 - alternative threads including PG
 - reduced outlet T pieces
 - other colours
 - MSL fittings in PP for acid resistance



Corrugated Non-Metallic large diameter conduit and fittings

nylon

Type FPY

Construction: Nylon (PA6) corrugated flexible conduit. Colour black or grey.
Typical Applications: Machines, traction and marine.

Conduit


- Highly flexible
- High impact strength and recovers if crushed
- IP rating: IP40 or IP65
- Temperature range -40°C to +120°C
- Highly resistant to solvents and oils
- Self extinguishing
- Halogen, sulphur and phosphorus free

Fittings

Type	Type	Type	Type
MP	MPS	MP90	MPS90
IP40	IP65	IP40	IP65
straight flanged nylon clamp fitting	straight flanged nylon clamp fitting with seals	90° flanged nylon clamp fitting	90° flanged nylon clamp fitting with seals



nominal size (mm)	FPY part number	reel length (m)	outside dia (mm)	inside dia (mm)	min inside bend radius (mm)	termination	part number	termination	part number	termination	part number	termination	part number
67	FPY67	10	67.2	56.3	130	FL	MP-67-FL	FL	MPS-67-FL	FL	MP90-67-FL	FL	MPS90-67-FL
88	FPY88	10	80.0	67.0	160	FL	MP-88-FL	FL	MPS-88-FL	FL	MP90-88-FL	FL	MPS90-88-FL
106	FPY106	10	106.0	91.5	210	FL	MP-106-FL	FL	MPS-106-FL	FL	MP90-106-FL	FL	MPS90-106-FL



ordering notes

- Specify black or grey (B = Black, G = Grey) eg: FPY67B-10M
- Available on request:**
 - longer lengths and bulk packaging
 - cut lengths and assemblies
 - additional sizes
 - alternative conduit material



Accessories

Convertors

nickel plated brass thread convertors, reducers and enlargers external and internal thread



external thread	internal thread	M16	M20	M25	M32	M40	PG7	PG9	PG11	PG13.5	PG16	PG21	PG29	PG36
M16		B-M16-M20					B-M16-PG7	B-M16-PG9	B-M16-PG11					
M20	B-M20-M16		B-M20-M25				B-M20-PG7	B-M20-PG9	B-M20-PG11	B-M20-PG13	B-M20-PG16	B-M20-PG21		
M25	B-M25-M20			B-M25-M32									B-M25-PG21	
M32			B-M32-M25											
M40			B-M40-M32										B-M40-PG29	
M50				B-M50-M40										
PG7	B-PG7-M16						B-PG7-PG9							
PG9	B-PG9-M16	B-PG9-M20					B-PG9-PG7	B-PG9-PG11						
PG11	B-PG11-M16	B-PG11-M20					B-PG11-PG7	B-PG11-PG9	B-PG11-PG13					
PG13.5	B-PG13-M16	B-PG13-M20					B-PG13-PG7	B-PG13-PG9	B-PG13-PG11	B-PG13-PG16				
PG16	B-PG16-M16	B-PG16-M20	B-PG16-M25				B-PG16-PG7	B-PG16-PG9	B-PG16-PG11	B-PG16-PG13	B-PG16-PG21			
PG21	B-PG21-M20	B-PG21-M25	B-PG21-M32					B-PG21-PG11	B-PG21-PG13	B-PG21-PG16		B-PG21-PG29		
PG29	B-PG29-M20	B-PG29-M25	B-PG29-M32	B-PG29-M40						B-PG29-PG16	B-PG29-PG21	B-PG29-PG36		
PG36			B-PG36-M32	B-PG36-M40								B-PG36-PG29		
PG42													B-PG42-PG36	
PG48														B-PG48-PG36
1/2" NPT		B-650-M20												
3/4" NPT		B-675-M20	B-675-M25											
1" NPT				B-100-M32										

Tools

BSB - clamp

cutting vice to hold metallic conduits and guide hacksaw



HACKSAWBLADE

fine tooth (32 TPI) blade for standard hacksaw

CC01

conduit cutter for non-metallic conduits



BANDSAW

bench mounted, 240v, fine toothed bandsaw



spare blades available
part number BANDSAWBLADE

Accessories

Locknuts

nickel plated brass
plated steel, stainless steel
nylon metric, black or grey



metric thread	nickel plated brass	plated steel	stainless steel	nylon	PG thread	nickel plated brass	nylon
M12	B-M12		LM12-N	PG7	B-PG7	PG7-N	
M16	B-M16	S-M16	SS-M16	LM16-N	PG9	B-PG9	PG9-N
M20	B-M20	S-M20	SS-M20	LM20-N	PG11	B-PG11	PG11-N
M25	B-M25	S-M25	SS-M25	LM25-N	PG13	B-PG13	PG13-N
M32	B-M32	S-M32	SS-M32	LM32-N	PG16	B-PG16	PG16-N
M40	B-M40	S-M40	SS-M40*	LM40-N	PG21	B-PG21	PG21-N
M50	B-M50	S-M50	SS-M50*	LM50-N	PG29	B-PG29	PG29-N
M63	B-M63	S-M63	SS-M63*	LM63-N	PG36	B-PG36	PG36-N
M75	B-M75				PG42	B-PG42	PG42-N
					PG48	B-PG48	PG48-N

Sealing washers

neoprene face
sealing washers



metric thread	part number	PG thread	part number
M12	SW12	PG7	SWPG7
M16	SW16	PG9	SWPG9
M20	SW20	PG11	SWPG11
M25	SW25	PG13	SWPG13
M32	SW32	PG16	SWPG16
M40	SW40	PG21	SWPG21
M50	SW50	PG29	SWPG29
M63	SW63	PG36	SWPG36
		PG48	SWPG48

Sealing washers

shake proof
washer
earth tag
washer



metric thread	part number	part number
M16	SPW16	
M20	SPW20	ET-M20
M25	SPW25	ET-M25
M32	SPW32	

Rubber end Sleeves



part number	to fit conduit size	outlet ID mm
ES16-13	13	5
ES14-17	16	5
ES17-20	20/21	7
ES19-22	21	8
ES21-24	25	9

Fixing clips

plated steel with black pvc liner or stainless steel



to fit conduit size	part number	part number
10	FCC10	FCC10-SS*
12	FCC12	FCC12-SS*
16	FCC16	FCC16-SS
20	FCC20	FCC20-SS
25	FCC25	FCC25-SS
32	FCC32	FCC32-SS
40	FCC40	FCC40-SS*
50	FCC50	FCC50-SS*
63	FCC63	
75	FCC75	

90°elbow

internal and external threaded nickel plated brass 90° elbow



thread	part number
PG7	BM90-PG7
M16	BM90-16M
M20	BM90-20M
M25	BM90-25M
M32	BM90-32M
M40	BM90-40M
M50	BM90-50M

Couplers

nickel plated brass internally threaded



metric thread	part number
M16	B-M16-C
M20	B-M20-C
M25	B-M25-C
M32	B-M32-C
M40	B-M40-C
M50	B-M50-C
M63	B-M63-C
M75	B-M75-C

*indicates parts made to order on request

Resistance to chemicals

Page number	conduit system	ASTM NO. 1	ASTM NO. 2	ASTM NO. 3	ACETIC ACID (10%)	ACETONE	ALUMINIUM CHLORIDE	BENZENE	CARBON TETRACHLORIDE	CHLOROFORM	CITRIC ACID	COPPER SULPHATE	CRESOL	DIESEL OIL	DIETHYLAMINE	ETHANOL	ETHER	ETHYLAMINE	ETHYLENE GLYCOL	FREON 32	HYDROCHLORIC ACID (10%)	HYDROCHLORIC ACID (30%)	
18	FU galvanised steel	✓	✓	✓	✓	✓	✓	✓	✓	✓	✓	✓	✓	✓	✓	✓	✓	✓	✓	✓	✓	✓	✓
18	SSU stainless steel, grade 316	✓	✓	✓	✓	✓	✓	✓	✓	✓	✓	✓	✓	✓	✓	✓	✓	✓	✓	✓	✓	✓	✓
20	FSU galvanised steel, pvc coated	×	×	×	L	×	×	×	×	×	✓	L	L	×	×	×	×	×	×	×	×	×	×
20	FNU galvanised steel, nylon coated	✓	✓	✓	L	×	L	×	×	×	✓	L	×	×	×	×	×	×	×	×	×	×	×
22	LFHU galvanised steel, LFH coated	L	L	L	×	×	×	×	×	×	✓	×	×	×	×	×	×	×	×	×	×	×	×
24	LTP galv steel, pvc coated, liquid tight	✓	✓	✓	×	×	×	×	×	×	✓	L	L	×	×	×	×	×	×	×	×	×	×
24	LTPHC galv steel, thermoplastic rubber, liquid tight	✓	L	L	✓	✓	×	×	×	×	✓	✓	✓	✓	✓	✓	✓	✓	✓	✓	✓	✓	✓
24	LTPUL galv steel, pvc coated, liquid tight	✓	✓	✓	×	×	×	×	×	×	✓	L	L	×	×	×	×	×	×	×	×	×	×
26	LTPSS stainless steel, pvc coated, liquid tight	✓	✓	✓	×	×	×	×	×	×	✓	L	L	×	×	×	×	×	×	×	×	×	×
28	FLP galvanised steel, pvc coated, pliable	×	×	×	L	×	×	×	×	×	✓	L	L	×	×	×	×	×	×	×	×	×	×
28	LFHP galvanised steel, LFH coated, pliable	L	L	L	×	×	×	×	×	×	✓	×	×	×	×	×	×	×	×	×	×	×	×
29	FL galvanised steel, pliable	✓	✓	✓	×	×	×	×	×	×	✓	✓	✓	✓	✓	✓	✓	✓	✓	✓	✓	✓	✓
30	FSB galv steel, pvc, galv steel overbraid	×	×	×	L	×	×	×	×	×	✓	L	L	×	×	×	×	×	×	×	×	×	×
30	LFHUBRD galv steel, LFH coated, SS316 overbraid	L	L	L	×	×	×	×	×	×	✓	×	×	×	×	×	×	×	×	×	×	×	×
32	FB galvanised steel, galv steel overbraid	✓	✓	✓	×	×	×	×	×	×	✓	✓	✓	✓	✓	✓	✓	✓	✓	✓	✓	✓	✓
32	FUSSB galvanised steel, SS316 overbraid	✓	✓	✓	×	×	×	×	×	×	✓	✓	✓	✓	✓	✓	✓	✓	✓	✓	✓	✓	✓
34	LTPBRD galv steel, rubber coated, SS316 overbraid	✓	✓	✓	×	×	×	×	×	×	✓	L	L	×	×	×	×	×	×	×	×	×	×
36	FPRSS PA6 corrugated, SS316 overbraid	✓	✓	✓	L	×	×	×	×	×	✓	L	×	×	×	×	×	×	×	×	×	×	×
36	FPRTC PA6 corrugated, tinned copper overbraid	✓	✓	✓	L	×	×	×	×	×	✓	L	×	×	×	×	×	×	×	×	×	×	×
36	FPISS PA12 corrugated, SS316 overbraid	✓	✓	✓	L	L	×	×	×	×	✓	L	×	×	×	×	×	×	×	×	×	×	×
36	FPIHSS PA12 corrugated, SS316 overbraid	✓	✓	✓	L	L	×	×	×	×	✓	L	×	×	×	×	×	×	×	×	×	×	×

key ✓ good resistance L limited resistance X poor resistance
 PP suitable with polypropylene fittings SS suitable with stainless steel fittings



Metallic conduit and fittings

HYDROGEN PEROXIDE (30%)	HYDROGEN PEROXIDE (60%)	LACTIC ACID	LUBRICATING OIL	METHANOL	METHYL BROMIDE	MEK	NITRIC ACID (10%)	NITRIC ACID (60%)	OXALIC ACID	OZONE (GAS)	PARAFFIN OIL	PETROL	PHENOL	SEA WATER	SILVER NITRATE	SKYDROL	SODIUM CHLORIDE	SODIUM HYDROXIDE (10%)	SODIUM HYDROXIDE (60%)	SULPHUR DIOXIDE (GAS)	SULPHURIC ACID (10%)	TOLUENE	TRANSFORMER OIL	1,1,1-TRICHLOROETHANE	TRICHLOROETHYLENE	TURPENTINE	VEGETABLE OIL	VINYL ACETATE	WATER	WHITE SPIRIT	ZINC CHLORIDE				
×	×	×	✓	✓	✓	✓	×	×	×	×	×	×	×	×	×	×	×	×	×	×	×	×	×	×	×	×	×	×	×	×	×	×			
✓	✓	✓	✓	✓	✓	✓	×	×	×	×	×	×	×	SS	✓	SS	✓	L	×	✓	✓	✓	✓	✓	✓	✓	✓	✓	✓	✓	✓	✓			
✓	✓	L	L	×	×	×	×	×	L	L	×	×	×	×	×	×	×	×	×	×	×	×	×	×	×	×	×	×	×	×	×	×			
×	×	L	×	×	×	×	×	×	×	×	×	×	×	×	×	×	×	×	×	×	×	×	×	×	×	×	×	×	×	×	×	×	×		
×	×	L	×	×	×	×	×	×	×	×	×	×	×	×	×	×	×	×	×	×	×	×	×	×	×	×	×	×	×	×	×	×	×		
L	×	L	×	×	×	×	×	×	×	×	×	×	×	SS	✓	SS	✓	×	SS	×	×	×	×	×	×	×	×	×	×	×	×	×	×		
L	×	L	×	×	×	×	×	×	×	×	×	×	×	×	×	×	×	×	×	×	×	×	×	×	×	×	×	×	×	×	×	×	×		
L	×	L	×	×	×	×	×	×	×	×	×	×	×	×	×	×	×	×	×	×	×	×	×	×	×	×	×	×	×	×	×	×	×	×	
✓	✓	L	×	×	×	×	×	×	×	×	×	×	×	×	×	×	×	×	×	×	×	×	×	×	×	×	×	×	×	×	×	×	×		
×	×	L	×	×	×	×	×	×	×	×	×	×	×	×	×	×	×	×	×	×	×	×	×	×	×	×	×	×	×	×	×	×	×	×	
×	×	L	×	×	×	×	×	×	×	×	×	×	×	×	×	×	×	×	×	×	×	×	×	×	×	×	×	×	×	×	×	×	×	×	×
×	×	L	×	×	×	×	×	×	×	×	×	×	×	×	×	×	×	×	×	×	×	×	×	×	×	×	×	×	×	×	×	×	×	×	×
×	×	L	×	×	×	×	×	×	×	×	×	×	×	×	×	×	×	×	×	×	×	×	×	×	×	×	×	×	×	×	×	×	×	×	×
×	×	L	×	×	×	×	×	×	×	×	×	×	×	×	×	×	×	×	×	×	×	×	×	×	×	×	×	×	×	×	×	×	×	×	×

The chart above is based on exposure to single chemicals at room temperature and should be used as a selection guide. For additional chemicals, higher concentrations, elevated temperatures or combinations of chemicals.

Resistance to chemicals

Page number	conduit system	ASTM NO. 1	ASTM NO. 2	ASTM NO. 3	ACETIC ACID (10%)	ALUMINIUM CHLORIDE	BENZENE	CARBON TETRACHLORIDE	CHLOROFORM	CITRIC ACID	COPPER SULPHATE	CREOSOL	DIESEL OIL	DIETHYLAMINE	ETHANOL	ETHER	ETHYLAMINE	ETHYLENE GLYCOL	FREON 32	HYDROCHLORIC ACID (10%)	HYDROCHLORIC ACID (30%)	
42	FPAS nylon LFH PA6 corrugated, std weight	✓	✓	✓	L	X	✓	✓	X	✓	L	X	✓	✓	✓	✓	✓	✓	✓	✓	X	X
42	FPAL nylon PA6 corrugated, light weight	✓	✓	✓	L	X	✓	✓	X	✓	L	X	✓	✓	✓	✓	✓	✓	✓	✓	✓	X
43	FPR nylon extra LFH PA6 corrugated, std weight	✓	✓	✓	L	X	✓	✓	X	✓	L	X	✓	✓	✓	✓	✓	✓	✓	✓	✓	X
43	FPAH nylon LFH PA6 corrugated, heavy weight	✓	✓	✓	L	X	✓	✓	X	✓	L	X	✓	✓	✓	✓	✓	✓	✓	✓	✓	X
43	FPI nylon PA12 corrugated, standard weight	✓	✓	✓	L	L	✓	✓	X	✓	L	X	✓	L	L	✓	L	✓	✓	✓	✓	X
43	FPIH nylon PA12 corrugated, heavy weight	✓	✓	✓	L	L	✓	✓	X	✓	L	X	✓	L	L	✓	L	✓	✓	✓	✓	X
44	FPY nylon PA6 corrugated, light weight	✓	✓	✓	L	X	✓	✓	X	✓	L	X	✓	✓	✓	✓	✓	✓	✓	✓	✓	X
44	FPADS nylon PA6 double slit corrugated	✓	✓	✓	L	X	✓	✓	X	✓	L	X	✓	✓	✓	✓	✓	✓	✓	✓	✓	X
44	FPP polypropylene corrugated, std weight	✓	✓	L	PP	✓	L	L	L	L	✓	L	X	✓	✓	✓	✓	✓	✓	✓	✓	PP PP
62	FPC pvc spiral reinforced	X	X	X	L	X	L	X	L	X	✓	L	X	L	L	X	L	L	L	L	X	X
62	FPCGN pvc spiral reinforced green oil resistant	✓	✓	✓	X	X	X	L	X	✓	✓	L	X	L	L	L	L	L	L	L	X	X
62	FPCBU pvc spiral reinforced blue high temperature	X	X	X	L	X	L	X	L	X	✓	L	X	L	L	X	L	L	L	L	X	X
64	LPC smooth, pvc spiral reinforced	✓	✓	✓	X	X	X	L	X	✓	✓	L	X	L	L	L	L	L	L	L	X	X
64	LPCO smooth pvc spiral orange ultra flexible	✓	✓	✓	X	X	X	L	X	✓	✓	L	X	L	L	L	L	L	L	L	X	X
64	LPCGN smooth pvc spiral green oil resistant	✓	✓	✓	X	X	X	L	X	✓	✓	L	X	L	L	L	L	L	L	L	X	X
64	LPCBU smooth pvc spiral blue high temperature	✓	✓	✓	X	X	X	L	X	✓	✓	L	X	L	L	L	L	L	L	L	X	X
66	FPL upvc corrugated	✓	✓	✓	L	X	L	X	L	X	✓	L	X	✓	L	✓	✓	✓	✓	✓	✓	X
67	FPY nylon PA6, large diameter, std weight	✓	✓	✓	L	X	✓	✓	X	✓	L	X	✓	✓	✓	✓	✓	✓	✓	✓	✓	X

key

- ✓ good resistance
- L limited resistance
- X poor resistance
- PP suitable with polypropylene fittings
- SS suitable with stainless steel fittings



Non-Metallic conduit and fittings

HYDROGEN PEROXIDE (30%)	HYDROGEN PEROXIDE (60%)	LACTIC ACID	LUBRICATING OIL	METHANOL	METHYL BROMIDE	MEK	NITRIC ACID (10%)	NITRIC ACID (60%)	OXALIC ACID	OZONE (GAS)	PARAFFIN OIL	PETROL	PHENOL	SEA WATER	SILVER NITRATE	SKYDROL	SODIUM CHLORIDE	SODIUM HYDROXIDE (10%)	SODIUM HYDROXIDE (60%)	SODIUM DIOXIDE (GAS)	SULPHURIC ACID (10%)	TOLUENE	TRANSFORMER OIL	1,1-TRICHLOROETHANE	TRICHLOROETHYLENE	TURPENTINE	VEGETABLE OIL	VINYL ACETATE	WATER	WHITE SPIRIT	ZINC CHLORIDE
X	X	L	✓	L	X	✓	X	X	L	X	✓	✓	X	✓	✓	✓	✓	✓	✓	X	X	✓	✓	✓	L	✓	✓	L	✓	✓	X
X	X	L	✓	L	X	✓	X	X	L	X	✓	✓	X	✓	✓	✓	✓	✓	✓	X	X	✓	✓	✓	L	✓	✓	L	✓	✓	X
X	X	L	✓	L	X	✓	X	X	L	X	✓	✓	X	✓	✓	✓	✓	✓	✓	X	X	✓	✓	✓	L	✓	✓	L	✓	✓	X
X	X	L	✓	L	X	✓	X	X	L	X	✓	✓	X	✓	✓	✓	✓	✓	✓	X	X	✓	✓	✓	L	✓	✓	L	✓	✓	X
X	X	L	✓	L	X	✓	X	X	L	X	✓	✓	X	✓	✓	✓	✓	✓	✓	L	X	X	✓	✓	X	✓	✓	L	✓	✓	X
X	X	L	✓	L	X	✓	X	X	L	X	✓	✓	X	✓	✓	✓	✓	✓	✓	PP	PP	✓	✓	✓	✓	L	X	✓	L	✓	X
L	X	L	X	X	X	X	L	X	L	X	✓	✓	X	✓	✓	✓	✓	✓	L	X	X	L	X	X	L	X	✓	L	✓	✓	X
L	X	L	X	X	X	X	L	X	L	X	✓	✓	X	✓	✓	✓	✓	✓	L	X	X	L	X	X	L	X	✓	L	✓	✓	X
L	X	L	X	X	X	X	L	X	L	X	✓	✓	L	SS	✓	SS	✓	✓	X	X	X	L	X	X	L	✓	X	✓	L	✓	X
L	X	L	X	X	X	X	L	X	L	X	✓	✓	L	SS	✓	SS	✓	✓	X	X	X	L	X	X	L	✓	X	✓	L	✓	X
L	X	L	X	X	X	X	L	X	L	X	✓	✓	L	SS	✓	SS	✓	✓	X	X	X	L	X	X	L	✓	X	✓	L	✓	X
X	X	L	✓	L	X	✓	X	X	L	X	✓	✓	X	✓	✓	✓	✓	✓	X	X	X	✓	✓	✓	X	✓	✓	X	✓	✓	X
X	X	L	✓	L	X	✓	X	X	L	X	✓	✓	X	✓	✓	✓	✓	✓	X	X	X	✓	✓	✓	L	✓	✓	L	✓	✓	X

The chart above is based on exposure to single chemicals at room temperature and should be used as a selection guide. For additional chemicals, higher concentrations, elevated temperatures or combinations of chemicals.

IP ratings and technical guidance

IP ratings guide

(Ingress Protection to BS EN 60529)

IP40 1st digit – protection against solid objects

- 0 No protection
- 1 Protected against objects greater than 50mm
- 2 Protected against objects greater than 12mm
- 3 Protected against objects greater than 2.5mm
- 4 Protected against objects greater than 1.0mm
- 5 Ingress of dust is not totally prevented but does not enter in harmful quantities
- 6 No ingress of dust

IP40 2nd digit – protection against water

- 0 No protection
- 1 Protected against falling drops
- 2 Protected against drops falling at 15°
- 3 Low pressure spray – similar to shower head at up to 60° from vertical
- 4 Low pressure spray – similar to shower head – from any angle
- 5 Medium pressure jet – similar to garden hose – from any angle
- 6 High pressure jet – similar to fire hose – from any angle
- 7 Submersion at 1 metre for 30 minutes
- 8 Higher water pressure eg: 5 bar for 5 hours. Conduits are tested in-house at up to 10 bar. Please call +44 (0) 1675 466900 for more details.
- 9K Steam clean, high pressure high temp jet wash to DIN40050.

UK wiring regulations

UK wiring regulations BS7671 prohibit the use of flexible or pliable conduit as an earthing conductor.

Where conduits of 40mm and above penetrate fire barriers in buildings the wiring regulations stipulate that internal seals should be used to maintain fire resistance.

To meet the UK wiring regulations conduit should be self extinguishing unless they are to be buried or contained in non combustible material e.g: concrete or plaster.

Please telephone the Flexicon hotline for further guidance.

Technical guidance

Application advice

Flexicon can offer impartial advice on which out of our wide range of conduit systems is most suited to your application. Factors which may be important include:-

Compression strength	Abrasion resistance
Tensile strength	UV resistance
Impact strength	Anti vibration
Temperature range	Fire performance
Flexibility	EMC screening
Fatigue life	Dimensions
Electrical insulation or continuity	Weight
IP rating	Colours
Chemical resistance	Ease of installation
	Anti tamper

Technical data sheets are available for most products

Please call 01675 466900 for technical information and application advice.

Standards, performance and approvals

Flexicon conduits and fittings are manufactured by Flexicon to comply with the European conduit standard IEC EN 61386.

Certain tests are carried out internally by Flexicon, other testing is carried out externally by accredited test laboratories. Specific test reports are available upon request.

Where product performance data over and above the requirements of IEC EN 61386 is provided e.g: Low Fire Hazard testing and EMC screening, other appropriate standards have been used.

Cable glands are manufactured to EN 50262.

Push button timers are manufactured to EN 60730-2-7.

Further information regarding standards and approvals can be found on page 83.

Cutting and Assembly Guidance

All non-metallic conduits and FLP up to 34mm can be easily cut with Flexicon cutters, part no. CC01. Use CC02 for sites up to 67mm.

Metallic conduits should be cut with a fine tooth (32 TPI) hacksaw or bandsaw. Our clamping vice, part no. BSB makes the use of a hacksaw much easier.

Cutting of overbraided conduit is made much easier by wrapping self adhesive tape around the conduit and sawing through the middle of the tape. The tape should be removed if EMC screening is required.

Flexicon can supply bench mounted bandsaws designed to cut metallic conduit easily.

To obtain EMC screening on pliable FLP conduit, the PVC sheath must be trimmed back prior to assembly.

Metal fittings should be nipped with grips or spanner to ensure securing and IP rating.

Face sealing washers may be required to maintain IP rating between systems.

The easiest way of installing cables into flexible and pliable conduit is to simultaneously draw in the cables with the conduit in straight condition before installation.

Errors, omissions and amendments excepted

Information given in this catalogue is for guidance only as our policy is one of continuous development and specifications may change. Flexicon is not liable for claims arising from product misuse.



Low Fire Hazard (LFH) performance

LFH encompasses LSF (low smoke and fume) and LSOH (low smoke zero halogen)



Low Fire Hazard (LFH) conduit systems are becoming an increasing part of the specification in many cabling applications.

Public buildings, retail outlets, high rise office blocks, hospitals and transport installations - these are just a few of the instances where Low Fire Hazard products may be demanded.

Low Fire Hazard systems are required to protect personnel and property in the event of a fire and may be demanded by specifiers, occupiers, fire services or even insurers.

At Flexicon we define a Low Fire Hazard product by having all of the following properties:

Highly flame retardant to prevent a fire or limit its development if one does start.

Low smoke emission in the event of a fire to enable personnel to see their way to escape.

Low toxicity in the event of a fire to ensure personnel are not overcome during their escape.

Halogen free gives an indication of low smoke and low toxicity. It also rules out halogen acid gas emission - a fact that is of interest to insurers as acid smoke can destroy computer equipment and damage the structure of a building.

Tests used

Flame Retardancy

Limiting Oxygen Index (LOI) to BSEN ISO 4589 determines the percentage of oxygen in air that would need to be present to support combustion. The higher the percentage the greater flame retardancy.

Oxygen present in normal air 21%. The UK Code of Practice for railway rolling stock requires 28% for overground and 34% for underground passenger carriages.

UL 94 is an underwriter laboratories standard with flammability classifications HB, V0, V1, V2. HB allows horizontal burning up to a maximum speed, V0 is highly flame retardant.

Smoke Density is evaluated to BS6853 annex D.8.3, Code of Practice for fire precautions in the design and construction of passenger carrying trains. A plaque of material is burnt in a 3 metre cubic chamber. A graph of smoke opacity against time is plotted which shows the maximum opacity (Ao) and the time taken to reach that opacity. LFH materials should have Ao < 0.03.

Toxic Fumes

Toxicity tests such as BS6853 annex B and Naval standard NES713 burns a set amount of material and analyses the gases given off. The volume of each gas is multiplied by the toxicity index for each gas. The toxicity index for each gas are added together to give an overall toxicity index for the material.

NFF16-101/2 is a French Norm, used by railways, which gives an ignition and fume rating from oxygen index, glow wire ignition, smoke density and smoke toxicity tests.

Buyer Beware

All four properties: **Highly flame retardant, Low smoke, Low toxicity, Halogen free**, must be present to claim LFH.

Halogen free does not assure low smoke and low toxicity.

A low smoke and fume product may not be self-extinguishing let alone highly flame retardant. Ensure your supplier provides performance data on all four aspects of Low Fire Hazard performance.

Full independent test reports are available on request.

Performance of Flexicon LFH products

FU, SSU, FB and metal fittings

These products are made exclusively of metal (steel, stainless steel or brass) and are all inherently low fire hazard.

LFHU and LFHP

Self extinguishing
 Highly flame retardant - LOI = 43%
 - UL 94 V0
 Low smoke to BS6853 - maximum opacity Ao = 0.01
 Low toxicity - toxicity index to NES713 = 1
 Fully compliant to LUL Std 2-01001-002 : A1
 Halogen, sulphur & phosphorus free

FPAS and FPAH

Self extinguishing
 Highly flame retardant - LOI = 26%
 - UL 94 V2
 Low smoke to BS6853 - maximum opacity Ao = 0.02
 Low toxicity - toxicity index to BS6853
 Annex B = 1.55
 Ignition and fume rating to - NFF16-101/2 = I4F1
 Halogen, sulphur & phosphorus free

FPI and FPIH

Self extinguishing
 Flame retardant - LOI = 22%
 Low smoke to BS6853 - maximum opacity Ao = 0.05
 Low toxicity - toxicity index to BS6853
 Annex B = 1.32
 Ignition and fume rating to - NFF16-101/2 = I4F1
 Halogen, sulphur & phosphorus free

FPR

Self extinguishing
 Highly flame retardant - LOI = 35%
 - UL 94 V0
 Low smoke to BS6853 - maximum opacity Ao = 0.01
 Low toxicity - toxicity index to BS6853
 Annex B = 0.99
 Ignition and fume rating to - NFF16-101/2 = I2F1
 DIN5501 rating = S45R2S2
 Halogen, sulphur & phosphorus free

Nylon fittings (PA66)

Self extinguishing
 Highly flame retardant - LOI = 28%
 - UL 94 V2
 Low smoke to BS6853 - maximum opacity Ao = 0.03
 Low toxicity - toxicity index to NES713 = 10
 Ignition and fume rating to - NFF16-101/2 = I3F2
 Halogen, sulphur & phosphorus free

Thread data and cable carrying capacity

Metric

standard thread conforming to EN60423

Thread size	External thread outside diameter (mm)	Internal thread inside diameter (mm)	Pitch mm
M12	12.0	10.4	1.5
M16	16.0	14.4	1.5
M20	20.0	18.4	1.5
M25	25.0	23.4	1.5
M32	32.0	30.4	1.5
M40	40.0	38.4	1.5
M50	50.0	48.4	1.5
M63	63.0	61.4	1.5
M75	75.0	73.4	1.5

PF / gas

Japanese conduit thread conforming to JIS B 0202

Thread size (inches)	External thread outside diameter (mm)	Internal thread inside diameter (mm)	Pitch mm
3/8	21.0	19.6	1.81
1/2	26.4	24.1	1.81
1	33.3	30.3	2.31
1 1/4	41.9	39.0	2.31
1 1/2	47.6	44.8	2.31
2	59.6	56.7	2.31

NPT

American taper pipe thread conforming to ANSI/ASME B1.20.1 - 1983

Thread size (inches)	External thread outside diameter (mm)	Pitch mm
3/8	16.7	1.14
1/2	21.0	1.81
3/4	26.4	1.81
1	33.3	2.21
1 1/4	41.9	2.21
1 1/2	47.6	2.21
2	59.6	2.21

PG

German standard thread conforming to DIN40430

Thread size	External thread outside diameter (mm)	Internal thread inside diameter (mm)	Pitch mm
PG7	12.5	11.3	1.27
PG9	15.2	13.9	1.41
PG11	18.6	17.3	1.41
PG13.5	20.4	19.1	1.41
PG16	22.5	21.2	1.41
PG21	28.3	26.8	1.59
PG29	37.0	35.5	1.59
PG36	47.0	45.5	1.59
PG42	54.0	52.5	1.59
PG48	59.3	57.8	1.59

UNEF/UNS

American unified thread conforming to BS1580 used on circular connectors

Thread size (inches)	External thread outside diameter (mm)	Internal thread inside diameter (mm)	Pitch mm
3/8	15.9	14.7	1.06
1/2	19.1	17.7	1.27
3/4	22.2	20.9	1.27
1	25.4	24.0	1.27
1 1/4	30.2	28.6	1.41
1 1/2	31.8	30.2	1.41
1 3/4	36.5	35.0	1.41
2	44.5	42.9	1.41
2 1/2	50.8	49.3	1.41
3	57.2	55.4	1.41

Cable carrying capacity

UK wiring regulations BS7671, recommend that the total cross sectional area of the sum of the individual cables should not exceed 40% of the cross sectional area of the conduit. The nominal cross sectional area of single-core, stranded, PVC insulated cables is provided as a guide only. Other cables may have different dimensions.

Nominal conductor size	Nominal overall cross sectional area (mm²)
1.0	6.6
1.5	7.6
2.5	9.6
4.0	14.5
6.0	19.8
10.0	29.3
16.0	40.2
25.0	63.8
35.0	83.5
50.0	113.0
70.0	149.0
95.0	204.0

Example: Is LTP20 suitable for five 4.0mm² cables?

- The total cross sectional area of the conductors is $5 \times 4.0\text{mm}^2 = 20\text{mm}^2$
- The cross sectional area of LTP20 is $3.142 \times \frac{\text{inside diameter}^2}{4} = 201\text{mm}^2$

$$\% \text{ of conduit cross sectional area } = \frac{20}{201} = 9.9\%$$

This is less than 40%; therefore this conduit is suitable for this combination of cables.

Quality standards and approvals



ISO 9001

Flexicon is accredited to ISO 9001 2000 by the British Standards Institution (BSI) for the design and manufacture of conduit systems and accessories. Certificate No FM58347.



IEC EN 61386

IEC EN 61386 is the new worldwide standard for conduit systems and is superseding the previous European conduit standard EN 50086. Flexicon were one of the first company's in the UK to have its products tested to the new standard.

Our Technical Director, Ian Gibson, is the chairman of both the IEC (worldwide) and CENELEC (European) committees that prepare conduit standards.

IEC EN 61386



CE

Flexicon products are marked with the CE mark to show that they comply with the essential requirements of the European Low Voltage Directive.



RoHS

All Flexicon's products meet the requirements of the European RoHS Directive, Restriction of Hazardous substances. This precludes the use of certain toxic materials and heavy metals.

WEEE

Flexicon's conduit products are not covered by the European WEEE Directive, Waste Electrical and Electric Equipment.



LLOYDS REGISTER

Specific conduit systems from Flexicon have Lloyds Register of Shipping type approval having been assessed for suitability for marine and other arduous applications.



NORTH AMERICAN APPROVALS

Most of Flexicon's nylon conduits and fittings have UL (Underwriters Laboratories) recognition for component use within UL listed equipment.

Some nylon conduits and fittings have cUL approval, which is UL listing to the UL standard UL1660 and UL approval to the equivalent CSA standard CSA C22.2 No 227.2.1.

LTPUL conduit is UL listed to UL360 and CSA approved.



RAIL ACCREDITATIONS

Flexicon is registered with Achilles Link Up, the UK rail industry supplier qualification scheme, providing a single common registration, qualification and audit process for suppliers that is shared by the UK rail industry - Supplier No 21015.

Flexicon's design, manufacturing and supply of conduit systems have been assessed and audited by Achilles Link Up for use on both National Rail and London Underground applications.

Many of Flexicon's Low Fire Hazard products have been tested to the required Rail Fire Performance standards of several countries including: France, Germany, Italy, Australia as well as the UK and London Underground.

Please contact Flexicon to receive copies of independent test reports are available on request.



Flexible Conduits & Accessories

Reference No.	Article No.	Reference No.	Article No.	Reference No.	Article No.
Metallic Conduits & Fittings					
Page No. 4					
FU-10 (25 MTRS)	01 06 00001	FU12-M16-S	01 06 01625	S-M25	01 06 01649
FU-10 (50 MTRS)	01 06 01605	FU16-M16-S	01 06 00048	S-M32	01 06 01650
FU-12 (25 MTRS)	01 06 00002	FU16-M20-S	01 06 00049	S-M40	01 06 01651
FU-12 (50 MTRS)	01 06 01606	FU20-M20S	01 06 01626	S-M50	01 06 01652
FU-16 (10 MTRS)	01 06 00003	FU25-M25-S	01 06 00051	S-M63	01 06 01653
FU-16 (25 MTRS)	01 06 01370	FU32-M32-S	01 06 01589	B-M12	01 06 00110
FU-16 (50 MTRS)	01 06 01607	FU40-M40-S	01 06 01590	B-M16	01 06 00111
FU-20 (10 MTRS)	01 06 00004	FU50-M50-S	01 06 01627	B-M20	01 06 00112
FU-20 (25 MTRS)	01 06 01371	FU63-M63-S	01 06 01628	B-M25	01 06 00113
FU-20 (50 MTRS)	01 06 01608	FU10-PG7-S	01 06 00056	B-M32	01 06 00114
FU-25 (10 MTRS)	01 06 00005	FU12-PG9S	01 06 00057	B-M 40	01 06 00115
FU-25 (25 MTRS)	01 06 01372	FU16-PG11-S	01 06 01629	B-M 50	01 06 00116
FU-25 (50 MTRS)	01 06 01609	FU20-PG16-S	01 06 00059	B-M63	01 06 00117
FU-32 (10 MTRS)	01 06 00006	FU25-PG21-S	01 06 00060	B-M75	01 06 00118
FU-32 (25 MTRS)	01 06 01373	FU32-PG29-S	01 06 01630	SS-M16	01 06 01654
FU-40 (10 MTRS)	01 06 00007	FU40-PG36-S	01 06 01631	SS-M20	01 06 00375
FU-40 (25 MTRS)	01 06 01374	FU50-PG42-S	01 06 01632	SS-M25	01 06 01655
FU-50 (10 MTRS)	01 06 00008	Page No. 5		SS-M32	01 06 01656
FU-50 (25 MTRS)	01 06 01375	FU10-P	01 06 01633	SS-M40	01 06 01657
FU63 (10 MTRS)	01 06 01610	FU12-P	01 06 01634	SS-M50	01 06 01658
FU75 (10 MTRS)	01 06 01611	FU16-P	01 06 00066	Page No. 6	
SSU10 (25 MTRS)	01 06 00011	FU20-P	01 06 01635	FSU-10B-25M	01 06 00125
SSU12 (25 MTR)	01 06 00012	FU25-P	01 06 01636	FSU-10B(50 mtrs)	01 06 01659
SSU16 (25 MTRS)	01 06 00013	FU32-P	01 06 01637	FSU-12B-25M	01 06 00126
SSU20 (25 MTR)	01 06 00014	FU40-P	01 06 01638	FSU-12B(50 mtrs)	01 06 01660
SSU25 (25 MTRS)	01 06 00015	FU50-P	01 06 01639	FSU-16B-10M	01 06 00127
SSU32-25MTR	01 06 00016	FU63-P	01 06 01640	FSU-16B-25M	01 06 01398
SSU40*	01 06 01612	FU75-P	01 06 01641	FSU-16B(50 mtrs)	01 06 01661
SSU50*	01 06 01613	FU16-M20-F	01 06 01642	FSU-20B-10M	01 06 00128
FU10-M12-M	01 06 01614	FU20-M20-F	01 06 01643	FSU-20B-25M	01 06 01662
FU12-M16-M	01 06 01615	FU25-M25-F	01 06 00076	FSU-20B(50 mtrs)	01 06 01663
FU-16-M16-M	01 06 00021	FU32-M32-F	01 06 01644	FSU-25B-10M	01 06 00129
FU16-M20-M	01 06 00022	FCC 10	01 06 00078	FSU-25B-25M	01 06 01664
FU20-M20-M	01 06 00023	FCC 12	01 06 00079	FSU-25B(50 mtrs)	01 06 01665
FU25-M25-M	01 06 00024	FCC 16	01 06 00080	FSU-32B-10M	01 06 00130
FU32-M32-M	01 06 00025	FCC 20	01 06 00081	FSU-32B-25M	01 06 01542
FU40-M40-M	01 06 00026	FCC 25	01 06 00082	FSU-40B-10M	01 06 00131
FU50-M50-M	01 06 00027	FCC 32	01 06 00083	FSU-40B-25M	01 06 01666
FU63-M63-M	01 06 01616	FCC 40	01 06 00084	FSU-50B-10M	01 06 01667
FU75-M75-M	01 06 01617	FCC 50	01 06 00085	FSU-50B-25M	01 06 00132
FU10-PG7-M	01 06 00030	FCC 63	01 06 00086	FSU-63B-10M	01 06 01444
FU12-PG9-M	01 06 00031	FCC 75	01 06 00087	FSU 75B-10M	01 06 00134
FU16-PG11-M	01 06 00032	FCC10-SS*	01 06 01645	FNU 16B (25 MTRS)	01 06 01668
FU20-PG16-M	01 06 00033	FCC12-SS	01 06 00089	FNU 20B (25 MTRS)	01 06 01669
FU25-PG21-M	01 06 00034	FCC 16 SS	01 06 00090	FNU 25B (25 MTRS)	01 06 01525
FU32-PG29-M	01 06 00035	FCC 20 SS	01 06 00091	FNU 32B (10 MTRS)	01 06 01670
FU40-PG36-M	01 06 00036	FCC 25 SS	01 06 00092	FSU 10-M12-M	01 06 00139
FU50-PG48-M	01 06 00037	FCC 32 SS	01 06 00093	FSU12-M16-M	01 06 00140
SSU10-M12-M	01 06 01618	FCC40-SS	01 06 00094	FSU 16-M16-M	01 06 00141
SSU12-M16-M	01 06 01619	FCC50-SS*	01 06 01646	FSU 16-M20-M	01 06 01671
SSU 16-M16-M	01 06 00040	BM90-PG7	01 06 01515	FSU20-M20-M	01 06 00143
SSU20-M20-M	01 06 00041	BM90-16M	01 06 01298	FSU25-M25-M	01 06 00144
SSU25-M25-M	01 06 01620	BM90-20M	01 06 00098	FSU 32-M32-M	01 06 00145
SSU32-M32-M	01 06 01621	BM90-25M	01 06 01300	FSU40-M40-M	01 06 00146
SSU40-M40-M*	01 06 01622	BM90-32M	01 06 01543	FSU50-M50-M	01 06 00147
SSU50-M50-M*	01 06 01623	BM90-40M	01 06 01544	FSU63-M63-M	01 06 00148
FU10-M12-S	01 06 01624	BM90-50M	01 06 01545	FSU75-M75-M	01 06 00149
		S-M16	01 06 01647	FSU10-PG7-M	01 06 00150
		S-M20	01 06 01648	FSU12-PG9-M	01 06 00151

Flexible Conduits & Accessories



Reference No.	Article No.	Reference No.	Article No.	Reference No.	Article No.
FSU16-PG11-M	01 06 00152	FSU32-E	01 06 01698	FSU50-P	01 06 01583
FSU20-PG16-M	01 06 00153	FSU40-E	01 06 01699	Page No. 9	
FSU25-PG21-M	01 06 00154	FSU50-E	01 06 01700	FSU16-M20-F	01 06 01685
FSU 32-PG29-M	01 06 00155	FCC 10	01 06 00078	FSU20-M20-F	01 06 01686
FSU 40-PG36-M	01 06 01582	FCC 12	01 06 00079	FSU25-M25-F	01 06 01687
FSU 50-PG48-M	01 06 01672	FCC 16	01 06 00080	FSU32-M32-F	01 06 01688
FSU10-M12-S	01 06 00158	FCC 20	01 06 00081	FSU16-M16-C	01 06 00192
FSU12-M16-S	01 06 00159	FCC 25	01 06 00082	FSU16-M20-C	01 06 00193
FSU16-M16-S	01 06 00160	FCC 32	01 06 00083	FSU20-M20-C	01 06 00194
FSU16-M20-S	01 06 01673	FCC 40	01 06 00084	FSU25-M25-C	01 06 00195
FSU20-M20-S	01 06 00162	FCC 50	01 06 00085	FSU32-M32-C	01 06 00196
FSU25-M25-S	01 06 00163	FCC 63	01 06 00086	FSU40-M40-C	01 06 00197
FSU 32-M32-S	01 06 00164	FCC 75	01 06 00087	FSU50-M50-C	01 06 00198
FSU40-M40-S	01 06 00165	Page No. 8		FSU12-M16-C90	01 06 01689
FSU50-M50-S	01 06 00166	LFHU12B*(25MTR)	01 06 01701	FSU16-M16-C90	01 06 01690
FSU63-M63-S	01 06 01674	LFHU16B(25MTR)	01 06 01702	FSU16-M20-C90	01 06 01691
FSU10-PG7-S	01 06 01675	LFHU16B(50MTR)	01 06 01703	FSU20-M20-C90	01 06 00202
FSU12-PG9-S	01 06 01676	LFHU 20B(25MTR)	01 06 00215	FSU25-M25-C90	01 06 01692
FSU16-PG11-S	01 06 00170	LFHU 20B(50MTR)	01 06 01704	FSU32-M32-C90	01 06 00204
FSU 20-PG-16-S	01 06 00171	LFHU25B(25MTR)	01 06 01705	FSU12-E	01 06 01694
FSU 25-PG21-S	01 06 00172	LFHU32B-25M	01 06 00217	FSU16-E	01 06 01695
FSU32-PG29-S	01 06 00173	LFHU40B	01 06 01706	FSU20-E	01 06 01696
FSU40-PG36-S	01 06 01677	LFHU50B	01 06 01707	FSU25-E	01 06 01697
FSU 50-PG42-S	01 06 00175	FSU12-M16-M	01 06 00140	FSU32-E	01 06 01698
FSU10-P	01 06 01678	FSU 16-M16-M	01 06 00141	FSU40-E	01 06 01699
FSU12-P	01 06 01679	FSU 16-M20-M	01 06 01671	FSU50-E	01 06 01700
FSU16-P	01 06 01680	FSU20-M20-M	01 06 00143	S-M16	01 06 01647
FSU20-P	01 06 00179	FSU25-M25-M	01 06 00144	S-M20	01 06 01648
FSU25-P	01 06 01681	FSU 32-M32-M	01 06 00145	S-M25	01 06 01649
FSU32-P	01 06 00181	FSU40-M40-M	01 06 00146	S-M32	01 06 01650
FSU40-P	01 06 01682	FSU50-M50-M	01 06 00147	S-M40	01 06 01651
FSU50-P	01 06 01583	FSU12-PG9-M	01 06 00151	S-M50	01 06 01652
FSU63-P	01 06 01683	FSU16-PG11-M	01 06 00152	B-M12	01 06 00110
FSU75-P	01 06 01684	FSU20-PG16-M	01 06 00153	B-M16	01 06 00111
Page No. 7					
FSU16-M20-F	01 06 01685	FSU25-PG21-M	01 06 00154	B-M20	01 06 00112
FSU20-M20-F	01 06 01686	FSU 32-PG29-M	01 06 00155	B-M25	01 06 00113
FSU25-M25-F	01 06 01687	FSU 40-PG36-M	01 06 01582	B-M32	01 06 00114
FSU32-M32-F	01 06 01688	FSU 50-PG48-M	01 06 01672	B-M 40	01 06 00115
FSU10-M12-C	01 06 00190	FSU12-M16-S	01 06 00159	B-M 50	01 06 00116
FSU12-M16-C	01 06 00191	FSU16-M16-S	01 06 00160	Page No. 10	
FSU16-M16-C	01 06 00192	FSU16-M20-S	01 06 01673	FSB-12-25M	01 06 00232
FSU16-M20-C	01 06 00193	FSU20-M20-S	01 06 00162	FSB-16-25M	01 06 00233
FSU20-M20-C	01 06 00194	FSU25-M25-S	01 06 00163	FSB-20-25M	01 06 00234
FSU25-M25-C	01 06 00195	FSU 32-M32-S	01 06 00164	FSB-25-25M	01 06 00235
FSU32-M32-C	01 06 00196	FSU40-M40-S	01 06 00165	FSB-32-10M	01 06 00236
FSU40-M40-C	01 06 00197	FSU50-M50-S	01 06 00166	FSB-40-10M	01 06 00237
FSU50-M50-C	01 06 00198	FSU12-PG9-S	01 06 01676	FSB 50-10M	01 06 00238
FSU12-M16-C90	01 06 01689	FSU16-PG11-S	01 06 00170	FSB 12 - M16 M	01 06 00239
FSU16-M16-C90	01 06 01690	FSU 20-PG-16-S	01 06 00171	FSB 16 - M16 M	01 06 00240
FSU16-M20-C90	01 06 01691	FSU 25-PG21-S	01 06 00172	FSB 16 - M20 M	01 06 00241
FSU20-M20-C90	01 06 00202	FSU32-PG29-S	01 06 00173	FSB 20 - M20 M	01 06 00242
FSU25-M25-C90	01 06 01692	FSU40-PG36-S	01 06 01677	FSB 25 - M25 M	01 06 00243
FSU32-M32-C90	01 06 00204	FSU 50-PG42-S	01 06 00175	FSB 32 - M32 M	01 06 00244
FSU10-E	01 06 01693	FSU12-P	01 06 01679	FSB 40 - M40 M	01 06 00245
FSU12-E	01 06 01694	FSU16-P	01 06 01680	FSB 50 - M50 M	01 06 00246
FSU16-E	01 06 01695	FSU20-P	01 06 00179	FSB 12 - M16-S	01 06 01708
FSU20-E	01 06 01696	FSU25-P	01 06 01681	FSB 16-M-16-S	01 06 00248
FSU25-E	01 06 01697	FSU32-P	01 06 00181	FSB16-M20-S	01 06 01709
		FSU40-P	01 06 01682	FSB20-M20-S	01 06 01710

Flexible Conduits & Accessories

Reference No.	Article No.	Reference No.	Article No.	Reference No.	Article No.
FS825-M25-S	01 06 01711	LTPHC12B	01 06 01761	S-M25	01 06 01649
FS832-M32-S	01 06 01712	LTPHC16B	01 06 01762	S-M32	01 06 01650
FS840-M40-S	01 06 01713	LTPHC20B	01 06 01763	S-M40	01 06 01651
FS850-M50-S	01 06 01714	LTPHC25B	01 06 01764	S-M50	01 06 01652
FSB12-P	01 06 01715	LTPUL 16B-25M	01 06 00301	S-M63	01 06 01653
FSB16-P	01 06 01716	LTPUL 20B-25M	01 06 00302	B-M12	01 06 00110
FSB20-P	01 06 01717	LTPUL 25B-25M	01 06 00303	B-M16	01 06 00111
FSB25-P	01 06 01718	LTPUL 32B-10M	01 06 00304	B-M20	01 06 00112
FSB32-P	01 06 01719	LTPUL 40B-15M	01 06 00305	B-M25	01 06 00113
FSB40-P	01 06 01720	LTPUL 50B-15M	01 06 00306	B-M32	01 06 00114
FSB50-P	01 06 01721	LTPUL 63B-15M	01 06 00307	B-M 40	01 06 00115
Page No. 11		LTP10-M12-C	01 06 01765	B-M 50	01 06 00116
FB12-25M	01 06 01722	LTP12-M16-C	01 06 01766	B-M63	01 06 00117
FB 16-25M	01 06 00263	LTP16-M16-C	01 06 00330	SS-M16	01 06 01654
FB 20-25M	01 06 00264	LTP16-M20-C	01 06 00331	SS-M20	01 06 00375
FB 25-25M	01 06 00265	LTP20-M20-C	01 06 00332	SS-M25	01 06 01655
FB 32-25M	01 06 00266	LTP25-M25-C	01 06 00333	SS-M32	01 06 01656
FB 40-10M	01 06 00267	LTP 32-M32-C	01 06 00334	SS-M40	01 06 01657
FB12-M16-M	01 06 00268	LTP 40-M40-C	01 06 00335	SS-M50	01 06 01658
FB16-M16-M	01 06 01723	LTP 50-M50-C	01 06 00336	SS-M63*	01 06 01789
FB16-M20-M	01 06 01724	LTP63-M63-C	01 06 01601	FCC 10	01 06 00078
FB20-M20-M	01 06 00271	LTP12-M16-C90*	01 06 01767	FCC 12	01 06 00079
FB25-M25-M	01 06 01725	LTP16-M16-C90	01 06 01768	FCC 16	01 06 00080
FB32-M32-M	01 06 01726	LTP16-M20-C90	01 06 01584	FCC 20	01 06 00081
FB40-M40-M	01 06 00274	LTP20-M20-C90	01 06 00341	FCC 25	01 06 00082
FB12-M16-S	01 06 00275	LTP25-M25-C90	01 06 01585	FCC 32	01 06 00083
FB16-M16-S	01 06 01727	LTP32-M32-C90	01 06 01602	FCC 40	01 06 00084
FB16-M20-S	01 06 01728	LTP 40-M40-C90	01 06 00295	FCC 50	01 06 00085
FB20-M20-S	01 06 00278	LTP 50-M50-C90	01 06 00345	FCC 63	01 06 00086
FB25 M25 S	01 06 00279	LTP63-M63-C90	01 06 02387	FCC12-SS	01 06 00089
FB32 M32 S	01 06 00280	Page No. 13		FCC 16 SS	01 06 00090
FB40-M40-S	01 06 00281	LTP10-E	01 06 01769	FCC 20 SS	01 06 00091
FB12-P	01 06 01729	LTP12-E	01 06 01770	FCC 25 SS	01 06 00092
FB16-P	01 06 01730	LTP16-E	01 06 01771	FCC 32 SS	01 06 00093
FB20-P	01 06 01731	LTP20-E	01 06 01772	FCC40-SS	01 06 00094
FB25-P	01 06 01732	LTP25-E	01 06 01773	FCC50-SS*	01 06 01646
FB32-P	01 06 01733	LTP32-E	01 06 01774	FCC63-SS*	01 06 01790
FB40-P	01 06 01734	LTP40-E	01 06 01775	Non Metallic Conduits & Fittings	
Page No. 12		LTP50-E	01 06 01776	Page No. 16	
LTP10B(50MTR)	01 06 01735	LTP63-E	01 06 01777	FPAS-10B(50 mtrs)	01 06 00382
LTP12B(25MTR)	01 06 01736	LTP12-M16-CCS*	01 06 01778	FPAS-11B(50 mtrs)	01 06 01791
LTP12B(50MTR)	01 06 01737	LTP16-M16-CCS	01 06 01779	FPAS-13B(50 mtrs)	01 06 00384
LTP 16B-10M	01 06 00290	LTP16-M20-CCS	01 06 01780	FPAS-16B(50 mtrs)	01 06 00385
LTP 16B-25M	01 06 01592	LTP20-M20-CCS	01 06 01781	FPAS-16B-25M	01 06 01792
LTP 16B(50 mtrs)	01 06 01738	LTP25-M25-CCS	01 06 01782	FPAS 18B(50 mtrs)	01 06 00386
LTP 20B-10M	01 06 01739	LTP32-M32-CCS	01 06 01783	FPAS-21B-25M	01 06 00387
LTP 20B-25M	01 06 01369	LTP40-M40-CCS*	01 06 01784	FPAS-21B(50 mtrs)	01 06 01793
LTP 20B(50 mtrs)	01 06 01740	LTP50-M50-CCS*	01 06 01785	FPAS-21CB(50 mtrs)	01 06 01794
LTP 25B-10M	01 06 00292	LTP63-M63-CCS*	01 06 01786	FPAS-28B-25M	01 06 00389
LTP 25B-25M	01 06 01741	SW12	01 06 01787	FPAS-28B(50 mtrs)	01 06 01795
LTP 25B(50 mtrs)	01 06 01742	SW16	01 06 00366	FPAS-28CB(50 mtrs)	01 06 01796
LTP 32 B-10M	01 06 00293	SW20	01 06 00367	FPAS-34B-25M	01 06 00391
LTP 32 B-25M	01 06 01743	SW25	01 06 00368	FPAS-34B(50 mtrs)	01 06 01797
LTP 40 B [10 MTR]	01 06 00294	SW32	01 06 00369	FPAS-42B-10M	01 06 00392
LTP 40 B [25 MTR]	01 06 01757	SW40	01 06 01788	FPAS-42B-25M	01 06 01798
LTP 50 B [10 MTR]	01 06 00296	SW50	01 06 01560	FPAS-54B-10M	01 06 00393
LTP 50 B [25 MTR]	01 06 01758	SW63	01 06 01561	FPAS-54B-25M	01 06 01799
LTP 63 B [10 MTR]	01 06 01759	S-M16	01 06 01647	FPAS-10 G-50M	01 06 00394
LTP 63 B [25 MTR]	01 06 01760	S-M20	01 06 01648	FPAS-11G-50M	01 06 01800

Flexible Conduits & Accessories



Reference No.	Article No.	Reference No.	Article No.	Reference No.	Article No.
FPAS-13 G-50M	01 06 00396	FPAH 34B-25M	01 06 01540	FPY-40G-25M	01 06 00984
FPAS-16 G-50M	01 06 00397	FPAH42B-25M	01 06 01536	FPY-50G-25M	01 06 01851
FPAS-16G-25M	01 06 01801	FPAH54B-25M	01 06 01534	FPADS 11B (50 MTRS)	01 06 01492
FPAS 18G-50M	01 06 00398	FPAH13G-50M	01 06 01826	FPADS 13B (50 MTRS)	01 06 01493
FPAS-21 G-25M	01 06 00399	FPAH16G-50M	01 06 01827	FPADS 16B (50 MTRS)	01 06 01494
FPAS-21G-50M	01 06 01802	FPAH 21G-50M	01 06 01828	FPADS 21B (50 MTRS)	01 06 01495
FPAS-21CG-50M	01 06 01803	FPAH28G-50M	01 06 01829	FPADS 28B (50 MTRS)	01 06 01496
FPAS-28 G-25M	01 06 00401	FPAH 34G-25M	01 06 01830	FPADS 34B (25 MTRS)	01 06 01497
FPAS-28G-50M	01 06 01804	FPAH42G-25M	01 06 01831	FPADS 42B (25 MTRS)	01 06 01498
FPAS-28CG-50M	01 06 01805	FPAH54G-25M	01 06 01832	FPADS 54B (25 MTRS)	01 06 01499
FPAS-34 G-25M	01 06 00403	FPI-13B(50 mtrs)	01 06 00456	FPADS 11G (50 MTRS)	01 06 01852
FPAS-34G-50M	01 06 01806	FPI-16B(50 mtrs)	01 06 00457	FPADS 13G (50 MTRS)	01 06 01853
FPAS-42 G-10M	01 06 00404	FPI-21B(50 mtrs)	01 06 00458	FPADS 16G (50 MTRS)	01 06 01854
FPAS-42G-25M	01 06 01807	FPI-28B(50 mtrs)	01 06 00459	FPADS 21G (50 MTRS)	01 06 01855
FPAS-54 G-10M	01 06 00405	FPI-34B-25M	01 06 00460	FPADS 28G (50 MTRS)	01 06 01856
FPAS-54G-25M	01 06 01808	FPI-42B-25M	01 06 00461	FPADS 34G (25 MTRS)	01 06 01857
FPAL-10B(50 mtrs)	01 06 00406	FPI-54B-25M	01 06 00462	FPADS 42G (25 MTRS)	01 06 01858
FPAL-11B(50 mtrs)	01 06 01809	FPI-67B-10M	01 06 01840	FPADS 54G (25 MTRS)	01 06 01859
FPAL-13B(50 mtrs)	01 06 00408	FPI-13G-50M	01 06 01833	FPP-10* B(50 mtrs)	01 06 01860
FPAL-16B(50 mtrs)	01 06 00409	FPI-16G-50M	01 06 01834	FPP-13 B(50 mtrs)	01 06 01861
FPAL 18B(50 mtrs)	01 06 00410	FPI-21G-50M	01 06 01835	FPP-16 B(50 mtrs)	01 06 01862
FPAL-21B(50 mtrs)	01 06 00411	FPI-28G-50M	01 06 01836	FPP-20 B(50 mtrs)	01 06 01863
FPAL-28B(50 mtrs)	01 06 00412	FPI-34G-25M	01 06 01837	FPP-21 B(50 mtrs)	01 06 01864
FPAL-34B(50 mtrs)	01 06 00413	FPI-42G-25M	01 06 01838	FPP-25 B(50 mtrs)	01 06 01865
FPAL-34B-25M	01 06 01810	FPI-54G-25M	01 06 01839	FPP-26 B(50 mtrs)	01 06 01866
FPAL-42B-25M	01 06 00414	FPI-67G-10M	01 06 01841	FPP-28 B(50 mtrs)	01 06 01867
FPAL-54B-25M	01 06 00415	FPIH-13B(50 mtrs)	01 06 00470	FPP-34 B(50 mtrs)	01 06 01868
FPAL-10 G-50M	01 06 00416	FPIH-16B(50 mtrs)	01 06 00471	FPP-42 B-25M	01 06 01869
FPAL-11 G-50M	01 06 01811	FPIH-21B(50 mtrs)	01 06 00472	FPP-54 B-25M	01 06 01870
FPAL-13 G-50M	01 06 00418	FPIH-28B(50 mtrs)	01 06 00473	FPP-67 B-10M	01 06 01871
FPAL-16 G-50M	01 06 00419	FPIH-34B-25M	01 06 00474	FPP-10* G-50M	01 06 01872
FPAL 18G-50M	01 06 00420	FPIH-42B-25M	01 06 00475	FPP-13 G-50M	01 06 01873
FPAL-21 G-50M	01 06 00421	FPIH-54B-25M	01 06 00476	FPP 16G-50M	01 06 01006
FPAL-28 G-50M	01 06 00422	FPIH-13G-50M	01 06 01842	FPP-20 G-50M	01 06 01874
FPAL-34 G-50M	01 06 00423	FPIH-16G-50M	01 06 01843	FPP-21 G-50M	01 06 01875
FPAL-34 G-25M	01 06 01812	FPIH-21G-50M	01 06 01844	FPP-25 G-50M	01 06 01516
FPAL-42 G-25M	01 06 00424	FPIH-28G-50M	01 06 01845	FPP-26 G-50M	01 06 01876
FPAL-54 G-25M	01 06 00425	FPIH-34G-25M	01 06 01846	FPP-28 G-50M	01 06 01877
FPR10B(50 mtrs)	01 06 00426	FPIH-42G-25M	01 06 01847	FPP-34 G-25M	01 06 01517
FPR13B(50 mtrs)	01 06 00427	FPIH-54G-25M	01 06 01848	FPP-42 G-25M	01 06 01878
FPR16B(50 mtrs)	01 06 00428	Page No. 18		FPP-54 G-25M	01 06 01879
FPR21B(50 mtrs)	01 06 00429	FPY-8B(50 mtrs)	01 06 01849	FPP-67 G-10M	01 06 01880
FPR28B(50 mtrs)	01 06 00430	FPY-10B(50 mtrs)	01 06 01850	FCL 10 B	01 06 00754
FPR34B-25M	01 06 00431	FPY-12B(50 mtrs)	01 06 00967	FCL 13 B	01 06 00755
FPR42B-25M	01 06 00432	FPY-16B(50 mtrs)	01 06 00968	FCL 16 B	01 06 00756
FPR54B-25M	01 06 00433	FPY-20B(50 mtrs)	01 06 00969	FCL 18 B	01 06 00757
FPR10G-50M	01 06 01815	FPY-25B(50 mtrs)	01 06 00970	FCL 20 B	01 06 01881
FPR13G-50M	01 06 01816	FPY-28B(50 mtrs)	01 06 00971	FCL 21 B	01 06 00758
FPR16G-50M	01 06 01817	FPY-32B-25M	01 06 00972	FCL 25 B	01 06 01882
FPR21G-50M	01 06 01819	FPY-40B-25M	01 06 00973	FCL 28 B	01 06 00759
FPR28G-50M	01 06 01821	FPY-50B-25M	01 06 00974	FCL 34 B	01 06 00760
FPR34G-50M	01 06 01822	FPY-8G-50M	01 06 00976	FCL 42 B	01 06 00761
FPR42G-25M	01 06 01823	FPY-10G-50M	01 06 00977	FCL 54 B	01 06 00762
FPR54G-25M	01 06 01824	FPY-12G-50M	01 06 00978	FCL 10 G	01 06 00763
Page No. 17		FPY-16G-50M	01 06 00979	FCL 13 G	01 06 00764
FPAH13B(50 mtrs)	01 06 01825	FPY-20G-50M	01 06 00980	FCL 16 G	01 06 00765
FPAH16B(50 mtrs)	01 06 01533	FPY-25G-50M	01 06 00981	FCL 18 G	01 06 00766
FPAH 21B(50 mtrs)	01 06 01541	FPY-28G-50M	01 06 00982	FCL 20 G	01 06 01883
FPAH28B(50 mtrs)	01 06 01535	FPY-32G-25M	01 06 00983	FCL 21 G	01 06 00767

Flexible Conduits & Accessories

Reference No.	Article No.	Reference No.	Article No.	Reference No.	Article No.
FCL 25 G	01 06 01347	FPA13-R16B	01 06 01905	FPAX28-R42G	01 06 01939
FCL 28 G	01 06 00768	FPA16-R21B	01 06 01423	FPAX21-R42G	01 06 01940
FCL 34 G	01 06 00769	FPA13-R21B	01 06 01424	Page No. 21	
FCL 42 G	01 06 00770	SP-R21B	01 06 01425	FPA10-M12B	01 06 00484
FCL 54 G	01 06 00771	FPA25-R28B	01 06 01906	FPA25-R28B	01 06 01941
Page No. 19		FPA21-R28B	01 06 01427	FPA13-M16B	01 06 00486
FLKN13-M16B	01 06 01454	FPA20-R28B	01 06 01907	FPA16-M16B	01 06 00487
FLKN16-M16B	01 06 01456	FPA21-R28B	01 06 01427	FPA16-M20B	01 06 00488
FLKN16-M20B	01 06 01457	FPA13-R28B	01 06 01429	FPA18-M20B	01 06 00489
FLKN20-M20B	01 06 01458	SP-R28B	01 06 01430	FPA21-M20B	01 06 00490
FLKN21-M20B	01 06 01459	FPA28-R34B	01 06 01431	FPA28-M25B	01 06 00491
FLKN25-M25B	01 06 01460	FPA21-R34B	01 06 01432	FPA34-M32B	01 06 00492
FLKN28-M20B	01 06 02388	FPA16-R34B	01 06 01433	FPA42-M40B	01 06 00493
FLKN34-M32B	01 06 01462	FPA34-R42B	01 06 02390	FPA42-M50B	01 06 01942
FLKN13-M16G	01 06 01463	FPA28-R42B	01 06 02391	FPA54-M50B	01 06 00495
FLKN16-M16G	01 06 01465	FPA21-R42B	01 06 02392	FPA54-M63B	01 06 00496
FLKN16-M20G	01 06 01466	FPA13-R16G	01 06 01908	FPA10-M12G	01 06 00497
FLKN20-M20G	01 06 01467	FPA16-R21G	01 06 01909	FPA11-M12G	01 06 01943
FLKN21-M20G	01 06 01468	FPA13-R21G	01 06 01910	FPA13-M16G	01 06 00499
FLKN25-M25G	01 06 01469	SP-R21G	01 06 01931	FPA16-M16G	01 06 00500
FLKN28-M20G	01 06 02389	FPA25-R28G	01 06 01911	FPA16-M20G	01 06 00501
FLKN34-M32G	01 06 01471	FPA21-R28G	01 06 01912	FPA18-M20G	01 06 01944
FLKN20-M20B-PP	01 06 01884	FPA20-R28G	01 06 01913	FPA21-M20G	01 06 00503
FLKN25-M25B-PP	01 06 01885	FPA13-R28G	01 06 01914	FPA28-M25G	01 06 00504
FLKN20-M20G-PP	01 06 01886	SP-R28G	01 06 01934	FPA34-M32G	01 06 00505
FLKN25-M25G-PP	01 06 01887	FPA28-R34G	01 06 01915	FPA42-M40G	01 06 00506
FLK13-PG9B	01 06 01472	FPA21-R34G	01 06 01916	FPA42-M50G	01 06 00507
FLK16-PG11B	01 06 01475	FPA16-R34G	01 06 01917	FPA54-M50G	01 06 00508
FLK16-PG13B	01 06 01476	FPA34-R42G	01 06 02393	FPA54-M63G	01 06 00509
FLK21-PG16B	01 06 01479	FPA28-R42G	01 06 02394	FPA10-PG 7B	01 06 00510
FLK28-PG21B	01 06 01480	FPA21-R42G	01 06 02395	FPA11-PG 7B	01 06 01945
FLK34-PG29B	01 06 01481	FPAX16TB	01 06 01918	FPA13-PG 9B	01 06 00512
FLK13-PG9G	01 06 01482	FPAX21TB	01 06 01434	FPA16-PG9B	01 06 00513
FLK16-PG11G	01 06 01485	FPAX28TB	01 06 01436	FPA16-PG11B	01 06 00514
FLK16-PG13G	01 06 01486	FPAX34TB	01 06 01439	FPA16-PG13B	01 06 00515
FLK21-PG16G	01 06 01489	FPAX42TB	01 06 01919	FPA 18-PG 13B	01 06 00516
FLK28-PG21G	01 06 01490	FPAX16TG	01 06 01920	FPA21-PG13B	01 06 00517
FLK34-PG29G	01 06 01491	FPAX21TG	01 06 01921	FPA21-PG16B	01 06 00518
FLK20-M20-90B	01 06 01888	FPAX28TG	01 06 01922	FPA21-PG21B	01 06 01527
FLK25-M25-90B	01 06 01889	FPAX34TG	01 06 01923	FPA28-PG21B	01 06 00520
FLK20-FLK20B	01 06 01890	FPAX42TG	01 06 01924	FPA28-PG29B	01 06 01946
FLK25-FLK25B	01 06 01891	FPAX13-R16B	01 06 01925	FPA34-PG29B	01 06 00522
FLK20-M20-90G	01 06 01892	FPAX16-R21B	01 06 01435	FPA42-PG36B	01 06 00523
FLK25-M25-90G	01 06 01893	FPAX21-R28B	01 06 01437	FPA54-PG48B	01 06 00524
FLK20-FLK20G	01 06 01894	FPAX16-R28B	01 06 01438	FPA10-PG 7 G	01 06 00525
FLK25-FLK25G	01 06 01895	FPAX28-R34B	01 06 01440	FPA11-PG 7 G	01 06 01947
Page No. 20		FPAX21-R34B	01 06 01441	FPA13-PG 9 G	01 06 00527
FPA16TB	01 06 01896	FPAX16-R34B	01 06 01442	FPA16-PG9G	01 06 00528
FPA20TB	01 06 01897	FPAX34-R42B	01 06 01926	FPA16-PG11 G	01 06 00529
FPA21TB	01 06 01422	FPAX28-R42B	01 06 01927	FPA16-PG13 G	01 06 00530
FPA28TB	01 06 01426	FPAX21-R42B	01 06 01928	FPA 18-PG 13G	01 06 00531
FPA34TB	01 06 01443	FPAX13-R16G	01 06 01929	FPA21-PG13G	01 06 00532
FPA42TB	01 06 01898	FPAX16-R21G	01 06 01930	FPA21-PG16 G	01 06 00533
FPA16TG	01 06 01899	FPAX21-R28G	01 06 01932	FPA21-PG21G	01 06 00534
FPA20TG	01 06 01900	FPAX16-R28G	01 06 01933	FPA28-PG21 G	01 06 00535
FPA21TG	01 06 01901	FPAX28-R34G	01 06 01935	FPA28-PG29 G	01 06 01948
FPA28TG	01 06 01902	FPAX21-R34G	01 06 01936	FPA34-PG29 G	01 06 00537
FPA34TG	01 06 01903	FPAX16-R34G	01 06 01937	FPA42-PG36 G	01 06 00538
FPA42TG	01 06 01904	FPAX34-R42G	01 06 01938	FPA54-PG48 G	01 06 00539

Flexible Conduits & Accessories



Reference No.	Article No.	Reference No.	Article No.	Reference No.	Article No.
FPA16-038B	01 06 01949	FPA54-M63-90G	01 06 01999	Page No. 22	
FPA16-050B	01 06 01950	FPA10-PG7-90B	01 06 01523	FPA16-M20-45B	01 06 00658
FPA21-050B	01 06 00542	FPA13-PG 9-90 B	01 06 00601	FPA21-M20-45B	01 06 00659
FPA28-075 B	01 06 00543	FPA16-PG 9-90 B	01 06 00602	FPA28-M25-45B	01 06 00660
FPA34-100B	01 06 00544	FPA16-PG11-90 B	01 06 00603	FPA34-M32-45B	01 06 00661
FPA42-125 B	01 06 01951	FPA16-PG13-90 B	01 06 00604	FPA42-M50-45B	01 06 02396
FPA42-150 B	01 06 00546	FPA21-PG13-90B	01 06 02000	FPA54-M50-45B	01 06 02397
FPA54-150 B	01 06 01952	FPA21-PG16-90 B	01 06 00606	FPA16-M20-45G	01 06 02398
FPA54-200 B	01 06 01953	FPA28-PG21-90 B	01 06 00607	FPA21-M20-45G	01 06 02399
FPA16-038G	01 06 01954	FPA34-PG29-90 B	01 06 00608	FPA28-M25-45G	01 06 02400
FPA16-050G	01 06 01955	FPA42-PG36-90 B	01 06 00609	FPA34-M32-45G	01 06 02401
FPA21-050G	01 06 01956	FPA54-PG48-90 B	01 06 00610	FPA42-M50-45G	01 06 02402
FPA28-075 G	01 06 01957	FPA13-PG 9-90 G	01 06 02001	FPA54-M50-45G	01 06 02403
FPA34-100G	01 06 01958	FPA16-PG 9-90 G	01 06 02002	FPA16-PG13-45 B	01 06 00670
FPA42-125 G	01 06 01959	FPA16-PG11-90 G	01 06 00614	FPA21-PG13-45 B	01 06 02041
FPA42-150 G	01 06 01960	FPA16-PG13-90 G	01 06 02003	FPA21-PG16-45 B	01 06 00672
FPA54-150 G	01 06 01961	FPA21-PG13-90G	01 06 02004	FPA28-PG21-45 B	01 06 00673
FPA54-200 G	01 06 01962	FPA21-PG16-90G	01 06 00617	FPA34-PG29-45 B	01 06 00674
FPA16-U075B	01 06 01963	FPA28-PG21-90 G	01 06 00618	FPA42-PG36-45 B	01 06 00675
FPA16-U100B	01 06 01964	FPA34-PG29-90 G	01 06 00619	FPA16-PG13-45 G	01 06 00676
FPA16-U119B	01 06 01965	FPA 42-PG 36-90G	01 06 00620	FPA21-PG13-45 G	01 06 02042
FPA21-U119B	01 06 01966	FPA54-PG48-90 G	01 06 02005	FPA21-PG16-45 G	01 06 00678
FPA21-U138B	01 06 01967	FPA16-050-90B	01 06 02006	FPA28-PG21-45 G	01 06 00679
FPA21-U144B	01 06 01968	FPA21-050-90B	01 06 02007	FPA34-PG29-45 G	01 06 00680
FPA28-U144B	01 06 01969	FPA28-075-90B	01 06 02008	FPA42-PG36-45 G	01 06 00681
FPA28-U175B	01 06 01970	FPA34-100-90B	01 06 02009	FPA16-050-45B	01 06 02043
FPA34-U175B	01 06 01971	FPA42-125-90B	01 06 02010	FPA21-050-45B	01 06 02044
FPA42-U200B	01 06 01972	FPA42-150-90B	01 06 00627	FPA28-075-45B	01 06 02045
FPA16-U075G	01 06 01973	FPA54-150-90B	01 06 02011	FPA34-100-45B	01 06 02046
FPA16-U100G	01 06 01974	FPA54-200-90B	01 06 02012	FPA42-150-45B	01 06 00686
FPA16-U119G	01 06 01975	FPA16-050-90G	01 06 02013	FPA54-150-45B	01 06 02047
FPA21-U119G	01 06 01976	FPA21-050-90G	01 06 02014	FPA16-050-45G	01 06 02048
FPA21-U138G	01 06 01977	FPA28-075-90G	01 06 02015	FPA21-050-45G	01 06 02049
FPA21-U144G	01 06 01978	FPA34-100-90G	01 06 02016	FPA28-075-45G	01 06 02050
FPA28-U144G	01 06 01979	FPA42-125-90G	01 06 02017	FPA34-100-45G	01 06 02051
FPA28-U175G	01 06 01980	FPA42-150-90G	01 06 02018	FPA42-150-45G	01 06 02052
FPA34-U175G	01 06 01981	FPA54-150-90G	01 06 02019	FPA54-150-45G	01 06 02053
FPA42-U200G	01 06 01982	FPA54-200-90G	01 06 02020	FPA16-U075-45B	01 06 02054
FPA10-M12-90B	01 06 01983	FPA16-U075-90B	01 06 02021	FPA16-U100-45B	01 06 02055
FPA13-M16-90B	01 06 01984	FPA16-U100-90B	01 06 02022	FPA16-U119-45B	01 06 02056
FPA16-M16-90B	01 06 01985	FPA16-U119-90B	01 06 02023	FPA18-U119-45B	01 06 02057
FPA16-M20-90B	01 06 00581	FPA21-U119-90B	01 06 02024	FPA21-U119-45B	01 06 02058
FPA21-M20-90B	01 06 00582	FPA21-U138-90B	01 06 02025	FPA21-U138-45B	01 06 02059
FPA28-M25-90B	01 06 00583	FPA21-U144-90B	01 06 02026	FPA21-U144-45B	01 06 02060
FPA34-M32-90B	01 06 01986	FPA28-U144-90B	01 06 02027	FPA28-U144-45B	01 06 02061
FPA42-M40-90B	01 06 00585	FPA28-U175-90B	01 06 02028	FPA28-U175-45B	01 06 02062
FPA42-M50-90B	01 06 01987	FPA34-U175-90B	01 06 02029	FPA34-U175-45B	01 06 02063
FPA54-M50-90B	01 06 01988	FPA42-U200-90B	01 06 02030	FPA16-U075-45G	01 06 02064
FPA54-M63-90B	01 06 01989	FPA16-U075-90G	01 06 02031	FPA16-U100-45G	01 06 02065
FPA10-M12-90G	01 06 01990	FPA16-U100-90G	01 06 02032	FPA16-U119-45G	01 06 02066
FPA13-M16-90G	01 06 01991	FPA16-U119-90G	01 06 02033	FPA18-U119-45G	01 06 02067
FPA16-M16-90G	01 06 01992	FPA21-U119-90G	01 06 02034	FPA21-U119-45G	01 06 02068
FPA16-M20-90G	01 06 01546	FPA21-U138-90G	01 06 02035	FPA21-U138-45G	01 06 02069
FPA21-M20-90G	01 06 01993	FPA21-U144-90G	01 06 02036	FPA21-U144-45G	01 06 02070
FPA28-M25-90G	01 06 01994	FPA28-U144-90G	01 06 02037	FPA28-U144-45G	01 06 02071
FPA34-M32-90G	01 06 01995	FPA28-U175-90G	01 06 02038	FPA28-U175-45G	01 06 02072
FPA42-M40-90G	01 06 01996	FPA34-U175-90G	01 06 02039	FPA34-U175-45G	01 06 02073
FPA42-M50-90G	01 06 01997	FPA42-U200-90G	01 06 02040	FPA16-FPA16 B	01 06 00714
FPA54-M50-90G	01 06 01998	FPA10-PG7-90G	01 06 02451	FPA21-FPA21 B	01 06 00715

Flexible Conduits & Accessories

Reference No.	Article No.	Reference No.	Article No.	Reference No.	Article No.
FPA28-FPA28 B	01 06 00716	FPAX16-PG11G	01 06 00806	FPAX34-M32-90G	01 06 02148
FPA34-FPA34 B	01 06 00717	FPAX16-PG 13G	01 06 01501	FPAX42-M50-90G	01 06 02149
FPA16-FPA16 G	01 06 02074	FPAX21-PG13G	01 06 02098	FPAX54-M63-90G	01 06 02150
FPA21-FPA21 G	01 06 02075	FPAX21G-PG16G	01 06 00809	FPAX13-PG9-90*B	01 06 02151
FPA28-FPA28 G	01 06 02076	FPAX21G-PG21G	01 06 02099	FPAX16-PG9-90*B	01 06 02152
FPA34-FPA34 G	01 06 02077	FPAX28-PG21G	01 06 00811	FPAX16-PG11-90*B	01 06 02153
FCL 10 B	01 06 00754	FPAX28-PG29G	01 06 02100	FPAX16-PG13-90*B	01 06 02154
FCL 13 B	01 06 00755	FPAX34-PG29G	01 06 00813	FPAX21-PG13-90*B	01 06 02155
FCL 16 B	01 06 00756	FPAX42-PG36G	01 06 00814	FPAX21-PG16-90*B	01 06 02156
FCL 18 B	01 06 00757	FPAX54-PG48G	01 06 02101	FPAX28-PG21-90*B	01 06 01503
FCL 21 B	01 06 00758	FPAX16-050*B	01 06 02102	FPAX34-PG29-90*B	01 06 02157
FCL 28 B	01 06 00759	FPAX21-050*B	01 06 02103	FPAX42-PG36-90*B	01 06 02158
FCL 34 B	01 06 00760	FPAX28-075*B	01 06 02104	FPAX54-PG48-90*B	01 06 02159
FCL 42 B	01 06 00761	FPAX34-100*B	01 06 02105	FPAX13-PG9-90*G	01 06 02160
FCL 54 B	01 06 00762	FPAX42-125*B	01 06 02106	FPAX16-PG9-90*G	01 06 02161
FCL 10 G	01 06 00763	FPAX42-150*B	01 06 02107	FPAX16-PG11-90*G	01 06 02162
FCL 13 G	01 06 00764	FPAX54-150*B	01 06 02108	FPAX16-PG13-90*G	01 06 02163
FCL 16 G	01 06 00765	FPAX54-200*B	01 06 02109	FPAX21-PG13-90*G	01 06 02164
FCL 18 G	01 06 00766	FPAX16-050*G	01 06 02110	FPAX21-PG16-90*G	01 06 02165
FCL 21 G	01 06 00767	FPAX21-050*G	01 06 02111	FPAX28-PG21-90*G	01 06 02166
FCL 28 G	01 06 00768	FPAX28-075*G	01 06 02112	FPAX34-PG29-90*G	01 06 02167
FCL 34 G	01 06 00769	FPAX34-100*G	01 06 02113	FPAX42-PG36-90*G	01 06 02168
FCL 42 G	01 06 00770	FPAX42-125*G	01 06 02114	FPAX54-PG48-90*G	01 06 02169
FCL 54 G	01 06 00771	FPAX42-150*G	01 06 02115	FPAX16-050-90*B	01 06 02170
Page No. 23					
FPAX-13-M16B	01 06 00772	FPAX54-200*G	01 06 02116	FPAX21-050-90*B	01 06 02171
FPAX-16-M16B	01 06 02078	FPAX54-200*G	01 06 02117	FPAX28-075-90*B	01 06 02172
FPAX-16-M20B	01 06 02079	FPAX16-U075B	01 06 02118	FPAX34-100-90*B	01 06 02173
FPAX-21-M20B	01 06 00775	FPAX16-U100B	01 06 02119	FPAX42-150-90*B	01 06 02174
FPAX-28-M25B	01 06 02080	FPAX16-U119B	01 06 02120	FPAX54-200-90*B	01 06 02175
FPAX-34-M32B	01 06 00777	FPAX21-U119B	01 06 02121	FPAX16-050-90*G	01 06 02404
FPAX-42-M40B	01 06 02081	FPAX21-U138B	01 06 02122	FPAX21-050-90*G	01 06 02405
FPAX-42-M50B	01 06 02082	FPAX21-U144B	01 06 02123	FPAX28-075-90*G	01 06 02406
FPAX-54-M50B	01 06 02083	FPAX28-U144B	01 06 02124	FPAX34-100-90*G	01 06 02407
FPAX-54-M63B	01 06 02084	FPAX28-U175B	01 06 02125	FPAX42-150-90*G	01 06 02408
FPAX-13-M16G	01 06 02085	FPAX34-U175B	01 06 02126	FPAX54-200-90*G	01 06 02409
FPAX-16-M16G	01 06 02086	FPAX42-U200B	01 06 02127	FPAX16-U075-90B	01 06 02176
FPAX-16-M20G	01 06 02087	FPAX16-U075G	01 06 02128	FPAX16-U100-90B	01 06 02177
FPAX-21-M20G	01 06 02088	FPAX16-U100G	01 06 02129	FPAX16-U119-90B	01 06 02178
FPAX-28-M25G	01 06 02089	FPAX16-U119G	01 06 02130	FPAX21-U119-90B	01 06 02179
FPAX-34-M32G	01 06 02090	FPAX21-U119G	01 06 02131	FPAX21-U138-90B	01 06 02180
FPAX-42-M40G	01 06 02091	FPAX21-U138G	01 06 02132	FPAX21-U144-90B	01 06 02181
FPAX-42-M50G	01 06 02092	FPAX21-U144G	01 06 02133	FPAX28-U144-90B	01 06 02182
FPAX-54-M50G	01 06 02093	FPAX28-U144G	01 06 02134	FPAX28-U175-90B	01 06 02183
FPAX-54-M63G	01 06 02094	FPAX28-U175G	01 06 02135	FPAX34-U175-90B	01 06 02184
FPAX13-PG 9B	01 06 00792	FPAX34-U175G	01 06 02136	FPAX42-U200-90B	01 06 02185
FPAX16-PG 9B	01 06 01502	FPAX42-U200G	01 06 02137	FPAX16-U075-90G	01 06 02186
FPAX16-PG11B	01 06 00794	FPAX-13-M16-90B	01 06 00852	FPAX16-U100-90G	01 06 02187
FPAX16-PG 13B	01 06 01500	FPAX-16-M16-90B	01 06 02138	FPAX16-U119-90G	01 06 02188
FPAX21-PG13B	01 06 02095	FPAX-16-M20-90B	01 06 02139	FPAX21-U119-90G	01 06 02189
FPAX21-PG16B	01 06 00797	FPAX-21-M20-90B	01 06 00855	FPAX21-U138-90G	01 06 02190
FPAX21-PG21B	01 06 02096	FPAX-28-M25-90B	01 06 02140	FPAX21-U144-90G	01 06 02191
FPAX28-PG21B	01 06 00799	FPAX-34-M32-90B	01 06 00857	FPAX28-U144-90G	01 06 02192
FPAX28-PG29B	01 06 02097	FPAX42-M50-90B	01 06 02141	FPAX28-U175-90G	01 06 02193
FPAX34-PG29B	01 06 00801	FPAX54-M63-90B	01 06 02142	FPAX34-U175-90G	01 06 02194
FPAX42-PG36B	01 06 00802	FPAX13-M16-90G	01 06 02143	FPAX42-U200-90G	01 06 02195
FPAX54-PG48B	01 06 00803	FPAX16-M16-90G	01 06 02144	Page No. 24	
FPAX13-PG9G	01 06 00804	FPAX16-M20-90G	01 06 02145	FPAX16-M20-45B	01 06 02196
FPAX 16-PG 9 G	01 06 00805	FPAX21-M20-90G	01 06 02146	FPAX21-M20-45B	01 06 02197
		FPAX28-M25-90G	01 06 02147	FPAX28-M25-45B	01 06 02198

Flexible Conduits & Accessories



Reference No.	Article No.	Reference No.	Article No.	Reference No.	Article No.
FPAX34-M32-45B	01 06 02199	FPY-12B(50 mtrs)	01 06 00967	MPS-16-M20B	01 06 02252
FPAX16-M20-45G	01 06 02200	FPY-16B(50 mtrs)	01 06 00968	MPS-20-M20B	01 06 02253
FPAX21-M20-45G	01 06 02201	FPY-20B(50 mtrs)	01 06 00969	MPS-25-M25B	01 06 02254
FPAX28-M25-45G	01 06 02202	FPY-25B(50 mtrs)	01 06 00970	MPS-28-M25B	01 06 02255
FPAX34-M32-45G	01 06 02203	FPY-28B(50 mtrs)	01 06 00971	MPS-32-M32B	01 06 02256
FPAX16-PG13-45*B	01 06 02204	FPY-32B-25M	01 06 00972	MPS-40-M40B	01 06 02257
FPAX21-PG13-45*B	01 06 02205	FPY-40B-25M	01 06 00973	MPS-50-M50B	01 06 02258
FPAX21-PG16-45*B	01 06 02206	FPY-50B-25M	01 06 00974	MPS-12-M16G	01 06 02243
FPAX28-PG21-45*B	01 06 02207	FPY-6G-100M	01 06 00975	MPS-12-M20G	01 06 02244
FPAX34-PG29-45*B	01 06 02208	FPY-8G-50M	01 06 00976	MPS-16-M16G	01 06 01063
FPAX16-PG13-45*G	01 06 02209	FPY-10G-50M	01 06 00977	MPS-16-M20G	01 06 02245
FPAX21-PG13-45*G	01 06 02210	FPY-12G-50M	01 06 00978	MPS-20-M20G	01 06 01065
FPAX21-PG16-45*G	01 06 02211	FPY-16G-50M	01 06 00979	MPS-25-M25G	01 06 01066
FPAX28-PG21-45*G	01 06 02212	FPY-20G-50M	01 06 00980	MPS-28-M25G	01 06 01067
FPAX34-PG29-45*G	01 06 02213	FPY-25G-50M	01 06 00981	MPS-32-M32G	01 06 02246
FPAX16-050-45*B	01 06 02214	FPY-28G-50M	01 06 00982	MPS-40-M40G	01 06 02247
FPAX21-050-45*B	01 06 02215	FPY-32G-25M	01 06 00983	MPS-50-M50G	01 06 02248
FPAX28-075-45*B	01 06 02216	FPY-40G-25M	01 06 00984	Page No. 26	
FPAX34-100-45*B	01 06 02217	FPY-50G-25M	01 06 01851	MP90-16-M16	01 06 02259
FPAX16-050-45*G	01 06 02218	FPP-13 B(50 mtrs)	01 06 01861	MP90-16-M20	01 06 02260
FPAX21-050-45*G	01 06 02219	FPP-16 B(50 mtrs)	01 06 01862	MP90-20-M20	01 06 02261
FPAX28-075-45*G	01 06 02220	FPP-21 B(50 mtrs)	01 06 01864	MP90-25-M25	01 06 02262
FPAX34-100-45*G	01 06 02221	FPP-25 B(50 mtrs)	01 06 01865	MP90-28-M25	01 06 02263
FPAX16-075-45*B	01 06 02222	FPP-28 B(50 mtrs)	01 06 01867	MP90-32-M32	01 06 02264
FPAX16-100-45*B	01 06 02223	FPP-34 B(50 mtrs)	01 06 01868	MP90-40-M50	01 06 02265
FPAX16-119-45*B	01 06 02224	FPP-42 B-25M	01 06 01869	MP90-50-M50	01 06 02266
FPAX21-119-45*B	01 06 02225	FPP-54 B-25M	01 06 01870	MP90-16-M16G	01 06 02420
FPAX21-138-45*B	01 06 02226	FPP-10* G-50M	01 06 01872	MP90-16-M20G	01 06 02421
FPAX21-144-45*B	01 06 02227	FPP-13 G-50M	01 06 01873	MP90-20-M20G	01 06 02422
FPAX28-144-45*B	01 06 02228	FPP-16G-50M	01 06 01006	MP90-25-M25G	01 06 02423
FPAX28-175-45*B	01 06 02229	FPP-21 G-50M	01 06 01875	MP90-28-M25G	01 06 02424
FPAX34-175-45*B	01 06 02230	FPP-25 G-50M	01 06 01516	MP90-32-M32G	01 06 02425
FPAX16-075-45*G	01 06 02231	FPP-28 G-50M	01 06 01877	MP90-40-M50G	01 06 02426
FPAX16-100-45*G	01 06 02232	FPP-34 G-25M	01 06 01517	MP90-50-M50G	01 06 02427
FPAX16-119-45*G	01 06 02233	FPP-42 G-25M	01 06 01878	MPS90-16-M16	01 06 02267
FPAX21-119-45*G	01 06 02234	FPP-54 G-25M	01 06 01879	MPS90-16-M20	01 06 02268
FPAX21-138-45*G	01 06 02235	MP-12-M16B	01 06 01505	MPS90-20-M20	01 06 02269
FPAX21-144-45*G	01 06 02236	MP-12-M20B	01 06 02240	MPS90-25-M25	01 06 02270
FPAX28-144-45*G	01 06 02237	MP-16-M16B	01 06 01506	MPS90-28-M25	01 06 02271
FPAX28-175-45*G	01 06 02238	MP-16-M20B	01 06 02241	MPS90-32-M32	01 06 02272
FPAX34-175-45*G	01 06 02239	MP-20-M20B	01 06 01507	MPS90-40-M50	01 06 02273
FCL 13 B	01 06 00755	MP-25-M25B	01 06 01508	MPS90-50-M50	01 06 02274
FCL 16 B	01 06 00756	MP-28-M25B	01 06 01509	MPS90-16-M16G	01 06 02428
FCL 21 B	01 06 00758	MP-32-M32B	01 06 01510	MPS90-16-M20G	01 06 02429
FCL 28 B	01 06 00759	MP-40-M40B	01 06 01511	MPS90-20-M20G	01 06 02430
FCL 34 B	01 06 00760	MP-50-M50B	01 06 02242	MPS90-25-M25G	01 06 02431
FCL 42 B	01 06 00761	MP-12-M16G	01 06 02410	MPS90-28-M25G	01 06 02432
FCL 54 B	01 06 00762	MP-12-M20G	01 06 02411	MPS90-32-M32G	01 06 02433
FCL 13 G	01 06 00764	MP-16-M16G	01 06 02412	MPS90-40-M50G	01 06 02434
FCL 16 G	01 06 00765	MP-16-M20G	01 06 02413	MPS90-50-M50G	01 06 02435
FCL 21 G	01 06 00767	MP-20-M20G	01 06 02414	T 12X12X12 B	01 06 01129
FCL 28 G	01 06 00768	MP-25-M25G	01 06 02415	T 16X16X16 B	01 06 01130
FCL 34 G	01 06 00769	MP-28-M25G	01 06 02416	T 20X20X20 B	01 06 01131
FCL 42 G	01 06 00770	MP-32-M32G	01 06 02417	T 25X25X25 B	01 06 01132
FCL 54 G	01 06 00771	MP-40-M40G	01 06 02418	T 12X12X12 G	01 06 01133
Page No. 25					
FPY 6 B-100M	01 06 00964	MP-50-M50G	01 06 02419	T 16X16X16 G	01 06 01134
FPY-8B(50 mtrs)	01 06 01849	MPS-12-M16B	01 06 02249	T 20X20X20 G	01 06 01135
FPY-10B(50 mtrs)	01 06 01850	MPS-12-M20B	01 06 02250	T 25X25X25 G	01 06 01136
		MPS-16-M16B	01 06 02251	TS 12X12X12 B	01 06 02275

Flexible Conduits & Accessories

Reference No.	Article No.	Reference No.	Article No.	Reference No.	Article No.
TS 16X16X16 B	01 06 02276	B-PG21-M25	01 06 01202	S-M25	01 06 01649
TS 20X20X20 B	01 06 02277	B-PG29-M25	01 06 02306	S-M32	01 06 01650
TS 25X25X25 B	01 06 02278	B-PG21-M32	01 06 01207	S-M40	01 06 01651
TS 12X12X12 G	01 06 02279	B-PG 29-M32	01 06 01348	S-M50	01 06 01652
TS 16X16X16 G	01 06 02280	B-PG 36-M32	01 06 02307	S-M63	01 06 01653
TS 20X20X20 G	01 06 02281	B-PG 29-M40	01 06 02308	SS-M16	01 06 01654
TS 25X25X25 G	01 06 02282	B-PG 36-M40	01 06 02309	SS-M20	01 06 00375
MSL-21-M20	01 06 02283	B-050-M20	01 06 02310	SS-M25	01 06 01655
MSL-25-M25	01 06 01154	B-075-M20	01 06 02311	SS-M32	01 06 01656
MSL-21-M20G	01 06 02436	B-075-M25	01 06 02312	SS-M40	01 06 01657
MSL-25-M25G	01 06 02437	B-100-M32	01 06 02313	SS-M50	01 06 01658
Page No. 27		B-M16-PG7	01 06 02314	SS-M63*	01 06 01789
FPY-67B-10M	01 06 01338	B-M20-PG7	01 06 02315	LM-12-NB	01 06 02347
FPY-80B-10M	01 06 01339	B-M16-PG9	01 06 02316	LM-16-NB	01 06 02348
FPY-106 B -10M	01 06 01512	B-M20-PG9	01 06 02317	LM-20-NB	01 06 02349
FPY-67G-10M	01 06 02284	B-M16-PG11	01 06 02318	LM-25-NB	01 06 02350
FPY-80 G-10M	01 06 01316	B-M20-PG11	01 06 02319	LM-32-NB	01 06 02351
FPY-106 G -10M	01 06 01518	B-M20-PG13	01 06 02320	LM-40-NB	01 06 02352
MP 67 - FL B	01 06 01318	B-M20-PG16	01 06 02321	LM-50-NB	01 06 02353
MP 80 - FL B	01 06 01319	B-M20-PG21	01 06 02322	LM-63-NB	01 06 02354
MP-106-FL	01 06 01513	B-M25-PG21	01 06 01504	LM-12-G	01 06 02443
MP 67 - FL G	01 06 02285	B-M40-PG29	01 06 02323	LM-16-G	01 06 02444
MP-80-FLG	01 06 01322	B-PG9-PG7	01 06 01216	LM-20-G	01 06 02445
MP-106-FL-G	01 06 01588	B-PG11-PG7	01 06 02324	LM-25-G	01 06 02446
MPS-67-FL	01 06 02286	B-PG13-PG7	01 06 02325	LM-32-G	01 06 02447
MPS-80-FL	01 06 02287	B-PG16-PG7	01 06 02326	LM-40-G	01 06 02448
MPS-106-FL	01 06 02288	B-PG7-PG9	01 06 02327	LM-50-G	01 06 02449
MPS-67-FL G	01 06 02438	B-PG11-PG9	01 06 02328	LM-63-G	01 06 02450
MPS-80-FL G	01 06 02439	B-PG13-PG9	01 06 02329	B-PG7	01 06 01258
MPS-106-FL G	01 06 02440	B-PG16-PG9	01 06 02330	B-PG9	01 06 02355
MP 90-80-FLB	01 06 02289	B-PG9-PG11	01 06 02331	B-PG11	01 06 02356
MP-90-106-FL	01 06 01514	B-PG13-PG11	01 06 02332	B-PG13	01 06 02357
MP 90-80-FLG	01 06 01332	B-PG16-PG11	01 06 02333	B-PG16	01 06 01262
MP-90-106-FLG	01 06 02290	B-PG21-PG11	01 06 02334	B-PG21	01 06 02358
MPS 90-80-FL	01 06 02291	B-PG11-PG13	01 06 02335	B-PG29	01 06 01568
MPS-90-106-FL	01 06 02292	B-PG16-PG13	01 06 02336	B-PG36	01 06 02359
MPS 90-80-FLG	01 06 02441	B-PG21-PG13	01 06 02337	B-PG42	01 06 02360
MPS-90-106-FLG	01 06 02442	B-PG13-PG16	01 06 02338	B-PG48	01 06 02361
Page No. 28		B-PG21-PG16	01 06 02339	PG7-B	01 06 02451
B-M20-M16	01 06 01183	B-PG29-PG16	01 06 02340	PG9-B	01 06 02452
B-M16-M20	01 06 02293	B-PG16-PG21	01 06 02341	PG11-NB	01 06 01577
B-M25-M20	01 06 01190	B-PG29-PG21	01 06 01567	PG13-NB	01 06 01578
B-M20-M25	01 06 01199	B-PG21-PG29	01 06 02342	PG16-NB	01 06 01579
B-M32-M25	01 06 01200	B-PG36-PG29	01 06 02343	PG21-NB	01 06 01566
B-M25-M32	01 06 01205	B-PG29-PG36	01 06 02344	PG29-NB	01 06 01580
B-M40-M32	01 06 02294	B-PG42-PG36	01 06 02345	PG36-NB	01 06 01581
B-M50-M40	01 06 02295	B-PG48-PG36	01 06 02346	PG42-NB	01 06 02453
B-PG7-M16	01 06 02296	Page No. 29		PG48-NB	01 06 02454
B-PG9-M16	01 06 02297	B-M12	01 06 00110	PG7-NG	01 06 02455
B-PG11-M16	01 06 02298	B-M16	01 06 00111	PG9-NG	01 06 02456
B-PG13-M16	01 06 02299	B-M20	01 06 00112	PG11-NG	01 06 01270
B-PG16-M16	01 06 02300	B-M25	01 06 00113	PG13-NG	01 06 01272
B-PG9-M20	01 06 01587	B-M32	01 06 00114	PG16-NG	01 06 01273
B-PG11-M20	01 06 01586	B-M 40	01 06 00115	PG21-NG	01 06 02457
B-PG13-M20	01 06 02301	B-M 50	01 06 00116	PG29-NG	01 06 01575
B-PG16-M20	01 06 02302	B-M63	01 06 00117	PG36-NG	01 06 01576
B-PG21-M20	01 06 02303	B-M75	01 06 00118	PG42-NG	01 06 02458
B-PG29-M20	01 06 02304	S-M16	01 06 01647	PG48-NG	01 06 02459
B-PG16-M25	01 06 02305	S-M20	01 06 01648	SW12	01 06 01787

Flexible Conduits & Accessories



Reference No.	Article No.
SW16	01 06 00366
SW20	01 06 00367
SW25	01 06 00368
SW32	01 06 00369
SW40	01 06 01788
SW50	01 06 01560
SW63	01 06 01561
SWPG7	01 06 01278
SWPG9	01 06 02362
SWPG11	01 06 01280
SWPG16	01 06 01281
SWPG21	01 06 01282
SWPG29	01 06 02363
SWPG36	01 06 02364
SWPG48	01 06 02365
SPW16	01 06 01519
SPW20	01 06 01520
SPW25	01 06 01521
SPW32	01 06 01522
ET-M20	01 06 02366
ET-M25	01 06 02367
ES 10-13	01 06 01292
ES 14-17	01 06 01293
ES 17-20	01 06 01294
ES 19-22	01 06 01295
ES 21-24	01 06 01296
FCC 10	01 06 00078
FCC 12	01 06 00079
FCC 16	01 06 00080
FCC 20	01 06 00081
FCC 25	01 06 00082
FCC 32	01 06 00083
FCC 40	01 06 00084
FCC 50	01 06 00085
FCC 63	01 06 00086
FCC 75	01 06 00087
FCC10-SS*	01 06 01645
FCC12-SS	01 06 00089
FCC 16 SS	01 06 00090
FCC 20 SS	01 06 00091
FCC 25 SS	01 06 00092
FCC 32 SS	01 06 00093
FCC40-SS	01 06 00094
FCC50-SS*	01 06 01646
BM90-PG7	01 06 01515
BM90-16M	01 06 01298
BM90-20M	01 06 00098
BM90-25M	01 06 01300
BM90-32M	01 06 01543
BM90-40M	01 06 01544
BM90-50M	01 06 01545
B-M16-C	01 06 02368
B-M20-C	01 06 02369
B-M25-C	01 06 02370
B-M32-C	01 06 01530
B-M40-C	01 06 02371
B-M50-C	01 06 02372
B-M63-C	01 06 02373
B-M75-C	01 06 02374